

4

1.

(1) 1999 2000
 37% 가 , 2 5,000
 , 2000
 40%

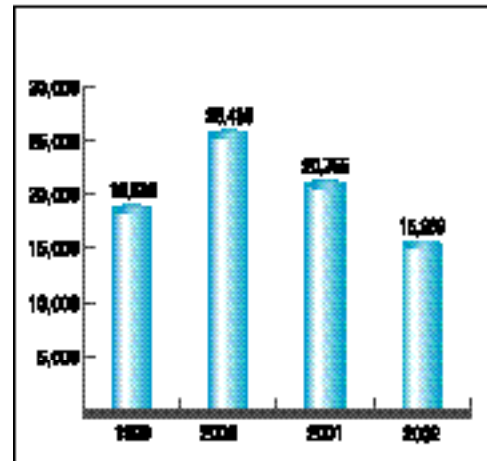
1999 가 18,516
 2000 25,415 7,000
 가 가 , 2001 5,000 가
 20,755 . 2000
 20%

< 1-3-4-01> (:)

	1999	2000	2001	2002
	18,516	25,415	20,755	15,239
	-	+37%	-18%	-27%

2002 2002
 15,239 , 2001
 25%

< 1-3-4-01> (:)



가 1999
 . 2002
 2001 36%
 13%
 1999 가
 800

< 1-3-4-02>

			(x x12)	
1999	18,643	800	1 5,600	- : 5 9
2000	25,341	500	1 5,200 (-2.5%)	- : 5
2001	20,766	500	1 2,453 (-18.1%)	-
2002	15,239	435	7,955 * (-36.1%)	-

* 2002 15% 6,762

1

2001 ,
 가가

가 18%
 ,
 2002 2001 27%가
 2002
 7,955 (6,762)

, PC

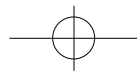
2001 1/3(33%)
 가 2003

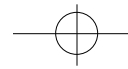
2002 15%
 , 가
 , 가
 , 가

(2) ,
 가 ,
 가

가
 ,
 ' 가 (가), (),
 , ()

가
 가
 .
 가
 PC 가





3

2003

가
가

2.

(1)

2003

4
4

500

PC

< 1-3-4-03>

	(2001)	(2001)		
	3,698	47.5%	241	48.2%
	1,486	19.1%	95	19.0%
	1,194	15.3%	75	15.0%
	640	8.2%	39	7.8%
	772	9.9%	50	10.0%
	7,790	100.0%	500	100.0%

< 1-3-4-04>

	392	78.4%
	108	21.6%
	500	100.0%

'G2ZONE'


< 1-3-4-05>

20	91	18.2%
21 - 30	121	24.2%
31 - 40	101	20.2%
41 - 50	69	13.8%
51 - 60	40	8.0%
61	78	15.6%
	500	100.0%

< 1-3-4-06>

1989	29	5.8%
1990 - 1994	48	9.6%
1995 - 1997	36	7.2%
1998	55	11.0%
1999	55	11.0%
2000	79	15.8%
2001	68	13.6%
2002	103	20.6%
2003	27	5.4%
	500	100.0%

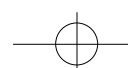
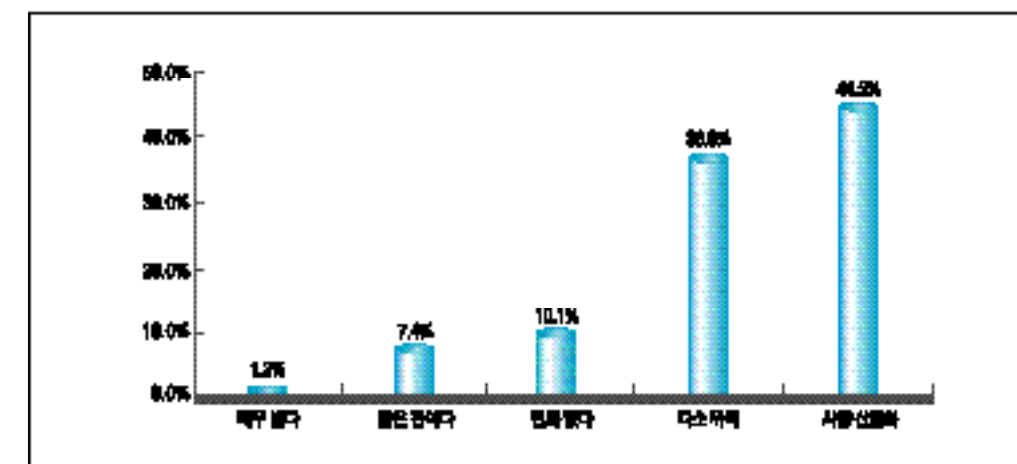
1

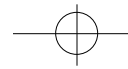


(2)

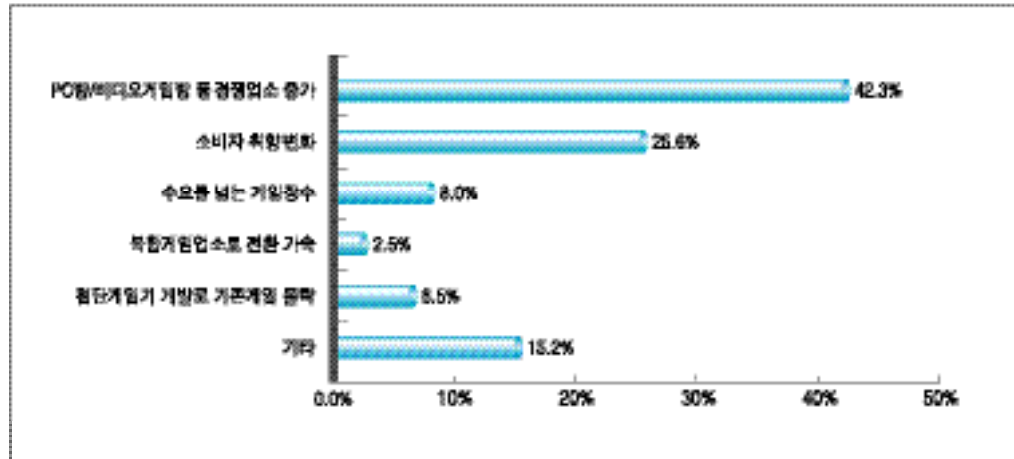
가. 가
가
(44.5%) (36.8%) 80% 가

< 1-3-4-02>

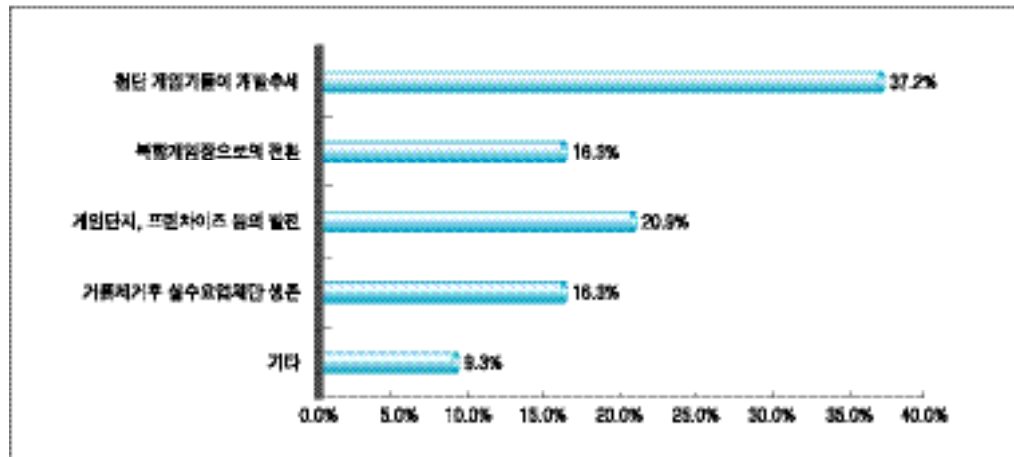




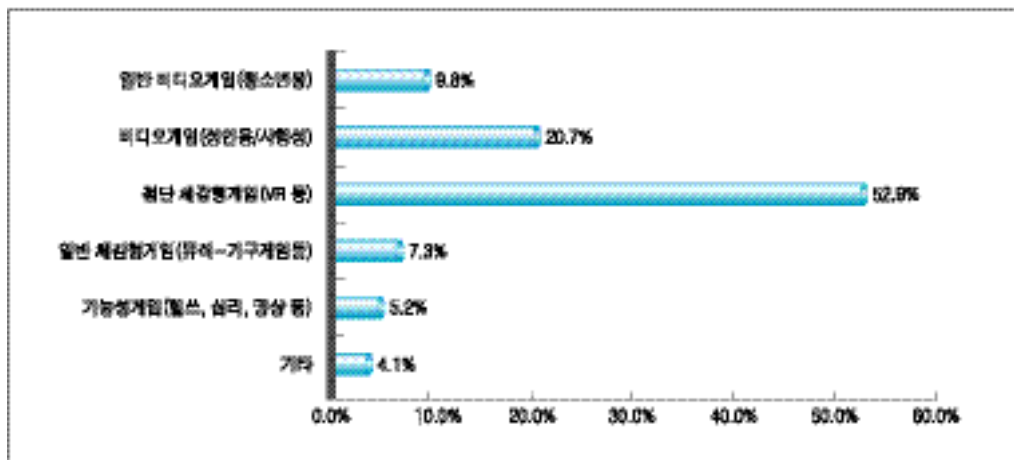
< 1-3-4-03>



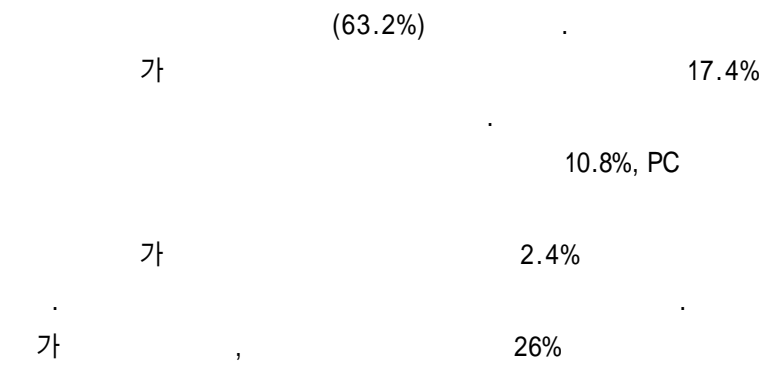
< 1-3-4-04>



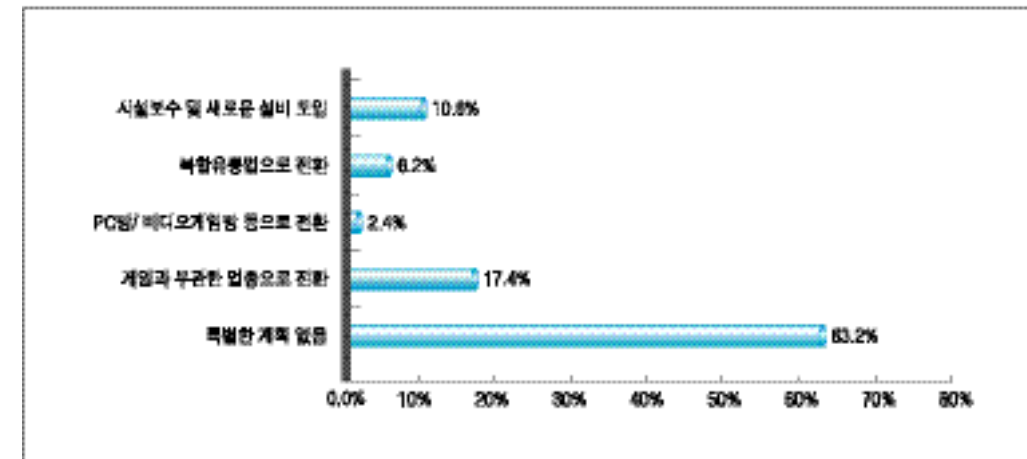
< 1-3-4-05>



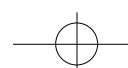
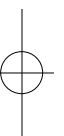
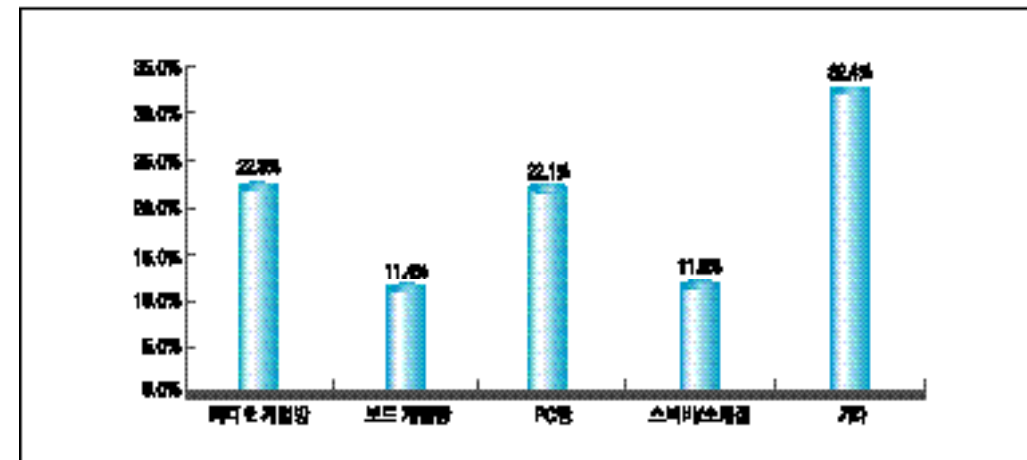
/ (20.7%) 2

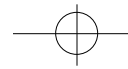


< 1-3-4-06>



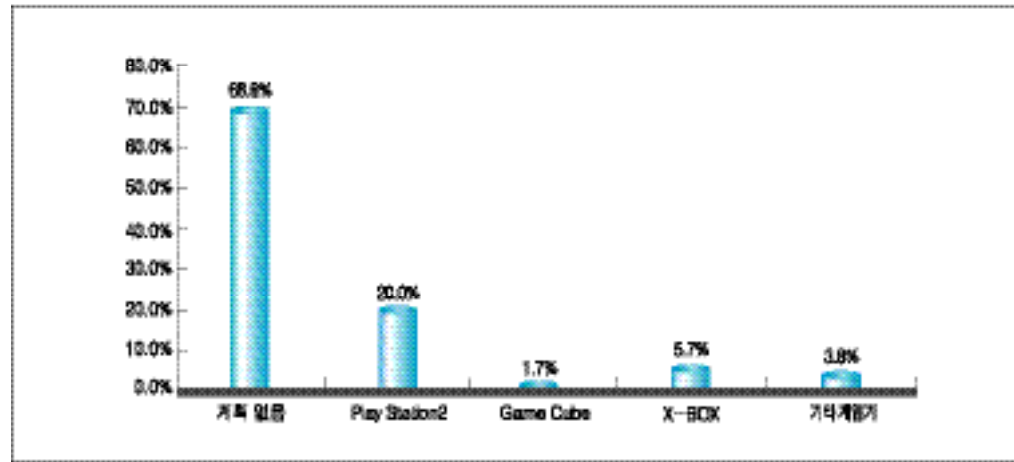
< 1-3-4-07>



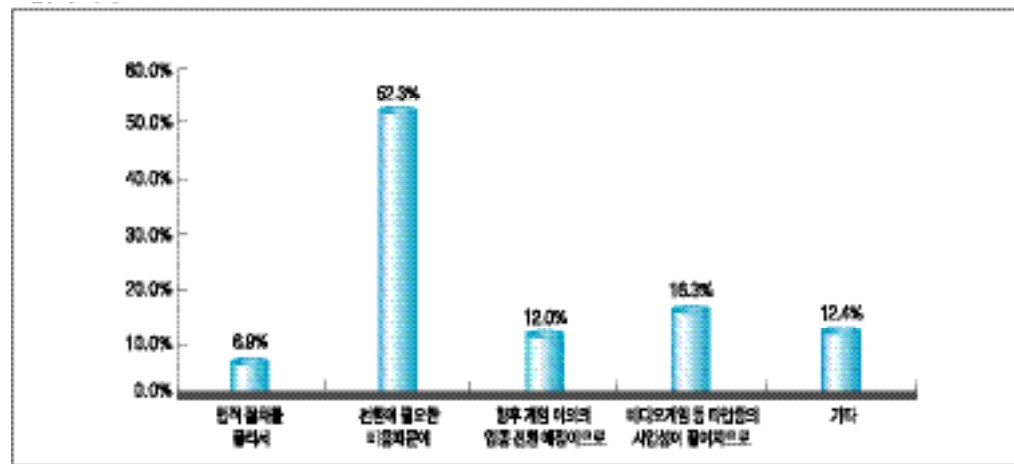


3

< 1-3-4-08>



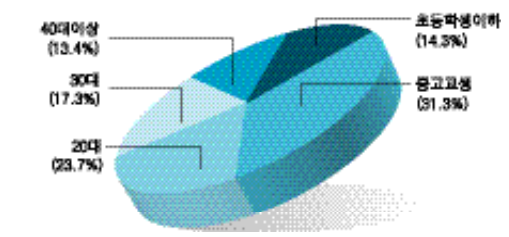
< 1-3-4-09>



Gamecube가 1.7%
 가
 가
 PC 22.3%, 가 22.1%, PS2
 SCEK PS
 11.4%
 가
 PS2가 20.2%, X-BOX가 5.7%, (52.3%)

가 (16.3%)

< 1-3-4-10>



1

< 1-3-4-07>

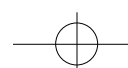
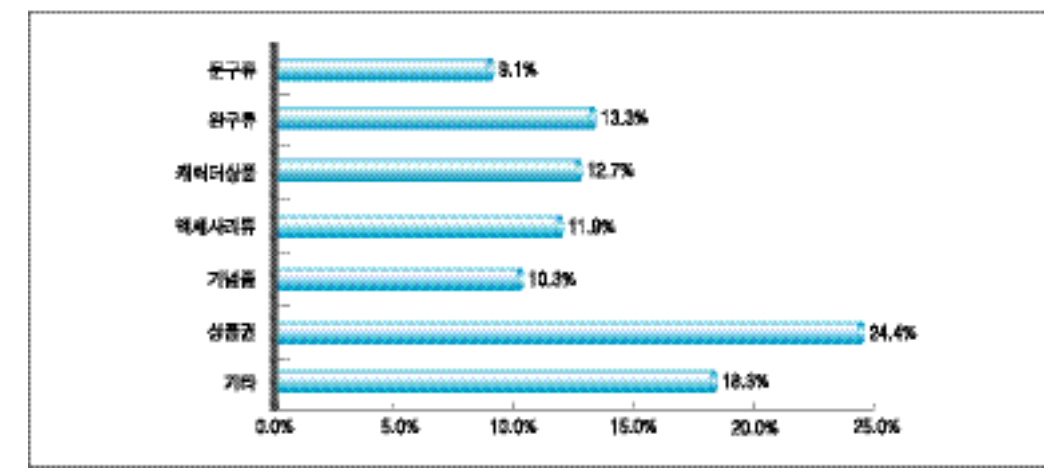
	24	14.4	80%
	7.8	1.8	20%
	66.3%	33.7%	100.0%

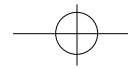
(2)

가.

20 55% 가 80:20
 , 45% 가 가
 PC
 , 20%
 66 : 33 (24.4%), (13.3%), (12.7%)
 60:40 가

< 1-3-4-11>





3

< 1-3-4-08>

10%	237	49.1%
10 - 20%	106	22.0%
20 - 30%	61	12.7%
30 - 40%	32	6.6%
40 - 50%	22	4.6%
50%	24	5.0%
	482	100.0%

(3)

10% (49.1%), 10-20% (22%), 70% 20%

가
PC
40.6%

81.8%
82.6%

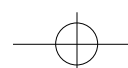
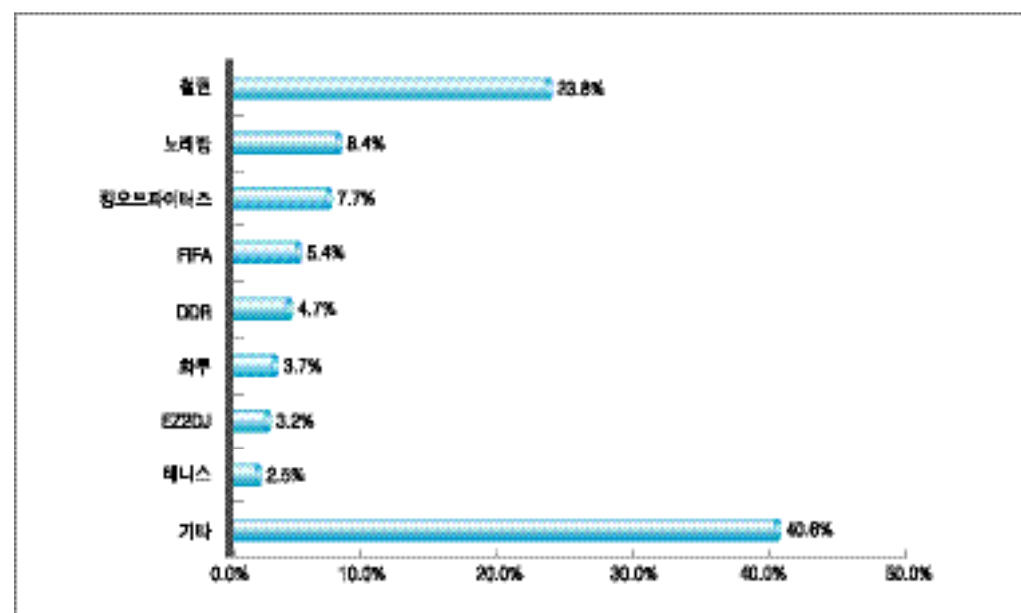
15% 가

(44.5%)

가 가

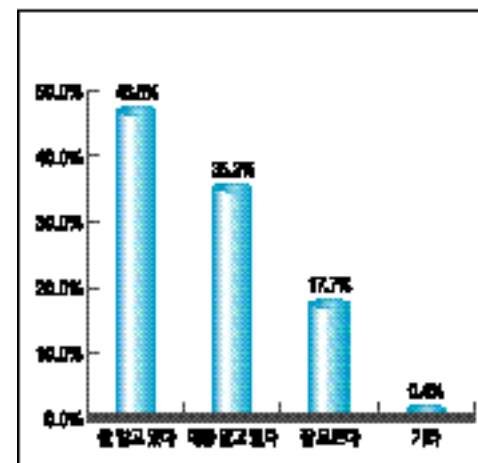
(36.9%)

< 1-3-4-12>

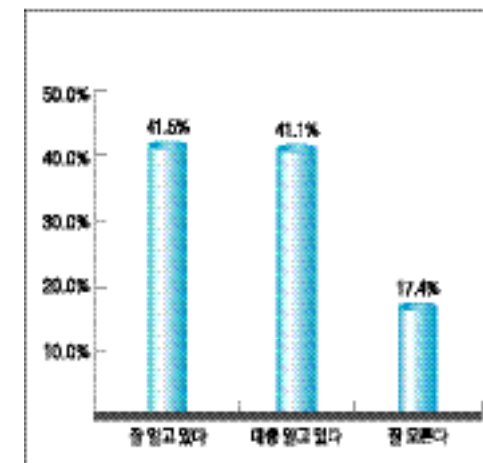


1

< 1-3-4-13>



< 1-3-4-14>



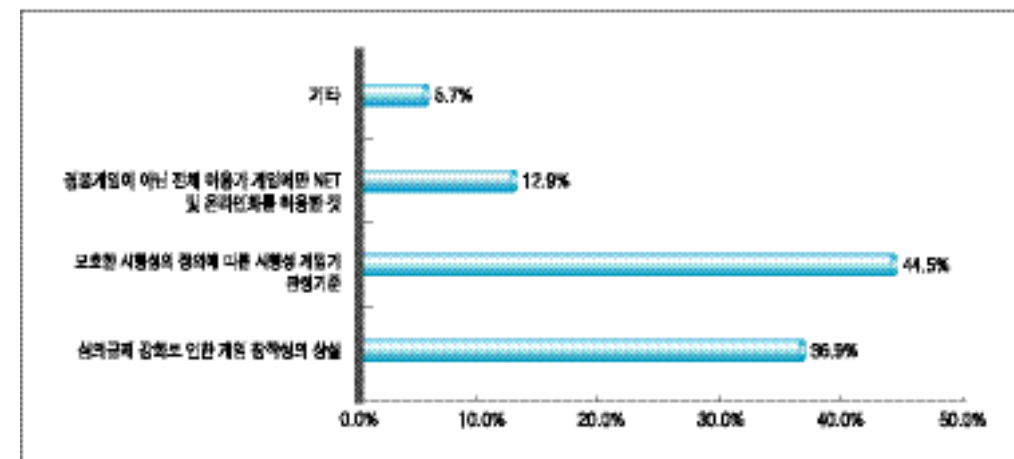
가 가
12.9%

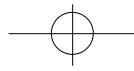
가

가 가
(39.8%)

(39.8%) 가

< 1-3-4-15>





3

< 1-3-4-16> 가 가

