

Famitsu Marketing Data Service

Data Collected by Famitsu: from June 4 to June 10, 2007

Software Sales Ranking: TOP 30

Hardware Sales/Share

Hardware Sales: Comparison of Weekly Sales with Previous Year's

Software Sales/Share for Each Platform

Market Size: Comparison of Scale Transition with Previous Year's

Software Sales Ranking: TOP 30

Note 1: Based on two different data, quantity of stock numbers may have a margin of error.

Note 2: In addition to game shops, titles listed in colored lines are also available at five convenience-store c K = 1000

This Week	Last Week	Week Before Last	Platform	Title	Publisher	Sales Date	Price (incl. tax)	Genre	Copies Sold/wk (Estimated)	Copies Shipped (Estimated)	Cumulative Copies Sold (Estimated)	Sales-Stock Ratio	Copies in Stock
1	1	–	DS	Miru Chikara wo Jissen de Kitaeru: DS Mejikara Training Medicara	Nintendo	05-31-07	¥3,800	Other	78,846	210,302	185,156	88.0%	25.1–33.1K
2	NEW	–	PS2	Hissho Pachinko Pachi-Slot Koryaku Series Vol. 10: CR Shinseiki Evangelion – Kiseki no Kachi wa	D3 PUBLISHER	06-07-07	¥6,090	Simu	65,186	111,976	65,186	58.2%	46.8K
3	NEW	–	PSP	Dragon Ball Z: Shin Budokai 2 Dragon Ball Z: Shin Budokai – Another Road	NAMCO BANDAI Games	06-07-07	¥5,040	Act	41,988	89,630	41,988	46.8%	47.6K
4	NEW	–	PSP	Final Fantasy II Final Fantasy II Anniversary Edition	SQUARE ENIX	06-07-07	¥3,990	RPG	33,979	81,348	33,979	41.8%	47.4K
5	5	4	Wii	Wii Sports	Nintendo	12-02-06	¥4,800	Act	27,469	1,624,890	1,588,994	97.8%	35.9–37.6K
6	4	29	DS	Moero! Nekketsu Rhythm-Damashii Osu! Tatakae! Oendan 2	Nintendo	05-17-07	¥4,800	Act	26,659	151,106	128,964	85.3%	22.1–35.3K
7	6	6	DS	Eigo ga Nigate na Otona no DS Training Motto Eigo-zuke	Nintendo	03-29-07	¥3,800	Other	23,923	349,461	302,486	86.6%	42.9–47K
8	7	7	DS	New Super Mario Bros.	Nintendo	05-25-06	¥4,800	Act	19,576	4,576,737	4,552,192	99.5%	24.5–33.6K
9	NEW	–	Wii	Bokujo Monogatari: Yasuragi no Ki Harvest Moon Wii	Marvelous Interactive	06-07-07	¥7,140	Sim	18,733	60,676	18,733	30.9%	41.9K
10	8	8	DS	Tohoku Daigaku Mirai-Kagaku-Gijutsu-Kyodo-Kenkyu-Center Kawashima Ryuta Kyoju Kanshu: Motto Nou wo Kitaeru Otona no DS Training Brain Age 2: More Training in Minutes a Day	Nintendo	12-29-05	¥2,800	Other	17,857	4,435,859	4,410,231	99.4%	25.6–34.6K
11	9	14	Wii	Hajimete no Wii Wii Play	Nintendo	12-02-06	¥4,800	Other	17,842	1,284,734	1,256,958	97.8%	27.8–41.6K
12	2	–	Wii	BioHazard 4 Wii Edition Resident Evil 4 Wii Edition	CAPCOM	05-31-07	¥5,040	Act/Adv	17,798	73,390	64,611	88.0%	8.8–13K
13	10	15	DS	Mario Kart DS	Nintendo	12-08-05	¥4,800	Act	15,312	2,220,387	2,204,331	99.3%	16.1–24.3K
14	15	17	DS	Oide yo Dobutsu no Mori Animal Crossing: Wild World	Nintendo	11-23-05	¥4,800	Other	14,402	4,165,208	4,143,634	99.5%	21.6–30.2K

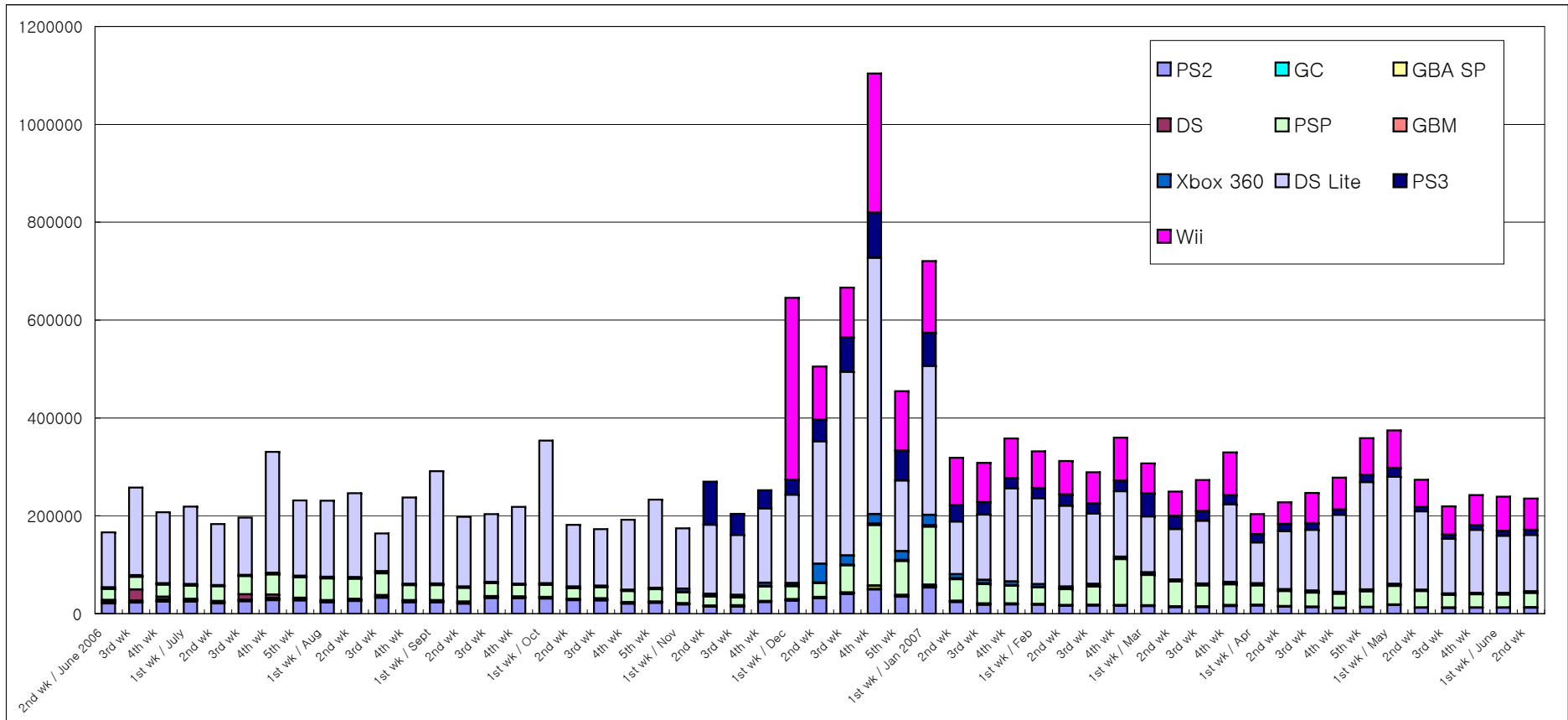
15	20	9	DS	Kurikin: Nano Island Story	Nintendo	05-24-07	¥4,800	Adv	13,946	49,963	42,862	85.8%	7.1-7.6K
16	11	10	DS	Momotaro Dentetsu DS: Tokyo & Japan	Hudson	04-26-07	¥5,040	Board	13,928	245,095	225,761	92.1%	14.6-19.3K
17	14	16	DS	Tohoku Daigaku Mirai-Kagaku-Gijutsu-Kyodo-Kenkyu-Center Kawashima Ryuta Kyoju Kanshu: Nou wo Kitaeru Otona no DS Training Brain Age: Train Your Brain in Minutes a Day	Nintendo	05-19-05	¥2,800	Other	13,419	3,362,584	3,345,825	99.5%	16.8-31.9K
18	17	20	DS	Eigo ga Nigate na Otona no DS Training Eigo-zuke	Nintendo	01-26-06	¥3,800	Other	13,043	1,847,172	1,826,702	98.9%	20.5-23.1K
19	16	18	DS	Pocket Monster Diamond/Pearl	Pokemon	09-28-06	¥4,800	RPG	12,429	5,211,259	5,163,271	99.1%	48-108.5K
20	13	13	Wii	Super Paper Mario	Nintendo	04-19-07	¥5,800	Act/Adv	11,876	443,812	423,151	95.3%	20.7-31.4K
21	18	22	DS	Yoshi Island DS Yoshi's Island DS	Nintendo	03-08-07	¥4,800	Act	11,853	786,358	761,331	96.8%	25-35.8K
22	26	28	DS	Layton Kyoju to Fushigi na Machi	LEVEL-5	02-15-07	¥4,800	Adv	10,178	574,482	557,235	97.0%	17.2-18.9K
23	12	3	PSP	Final Fantasy Tactics: Shishi Senso Final Fantasy Tactics: The War of the Lions	SQUARE ENIX	05-10-07	¥5,040	Sim/RPG	10,032	281,286	267,570	95.1%	10.4-13.7K
24	25	23	DS	Gyakuten Saiban 4	CAPCOM	04-12-07	¥5,040	Adv	8,365	475,758	437,162	91.9%	30.5-38.6K
25	23	19	Wii	Wii de Yawaraka Atama Juku Big Brain Academy: Wii Degree	Nintendo	04-26-07	¥4,800	Other	8,174	225,625	174,453	77.3%	33.6-51.2K
26	NEW	-	DS	Kabu Trader Shun	CAPCOM	06-07-07	¥5,040	Adv	8,077	31,232	8,077	25.9%	23.2K
27	27	24	DS	Final Fantasy XII: Revenant Wings	SQUARE ENIX	04-26-07	¥5,040	RPG	7,623	503,820	486,713	96.6%	17.1-40.8K
28	29	1	DS	Kekkaishi: Karasumori Ayakashi Kidan	NAMCO BANDAI Games	05-24-07	¥5,040	Act	7,599	63,489	56,970	89.7%	5.6-6.5K
29	-	-	DS	Zaidan Hojin Nihon Kanji Noryoku Kentei Kyokai Koshiki Soft: 200-man-nin no KanKen Tokoton Kanji-nou	IE Institute	11-09-06	¥2,499	Other	7,455	461,473	449,923	97.5%	11.6-12K
30	NEW	-	DS	Yamakawa Shuppansha Kanshu: Shosetsu Nihonshi B Sogo Training	NAMCO BANDAI Games	06-07-07	¥3,990	Other	7,274	9,174	7,274	79.3%	1.9K

Other New Titles

Platform	Title	Publisher	Sales Date	Price (incl. tax)	Genre	Copies Sold/wk (Estimated)	Sales-Stock Ratio	Copies Shipped (Estimated)	Copies in Stock
DS	Yamakawa Shuppansha Kanshu: Shosetsu Sekaishi B Sogo Training	NAMCO BANDAI Games	06-07-07	¥3,990	Other	6,009	65.9%	9,119	3.1K
DS	Sujin Taisen	Nintendo	06-07-07	¥3,800	Board	5,452	22.0%	24,793	19.3K
DS	Pirates of the Caribbean: At World's End	Disney Interactive Studio	06-07-07	¥5,040	Act/Adv	5,335	36.3%	14,708	9.4K
PS2	Magician's Academy	ENTERBRAIN	06-07-07	¥7,140	Sim/RPG	4,734	69.2%	6,844	2.1K
Wii	Pirates of the Caribbean: At World's End	Disney Interactive Studio	06-07-07	¥6,090	Act/Adv	3,204	36.4%	8,810	5.6K
PS2	Wizardry XTH 2: Mugen no Gakuto [Wonder Price]	Michaelsoft	06-07-07	¥3,129	RPG	990	48.8%	2,030	1.K
DS	Ontama: Onpu-to-hen	NOISE FACTORY	06-07-07	¥5,040	Act	427	11.3%	3,792	3.4K
DS	Hissatsu Kung Fu: Kanji Dragon	SUCCESS	06-07-07	¥3,990	Act	370	4.8%	7,776	7.4K

Hardware Sales/Share

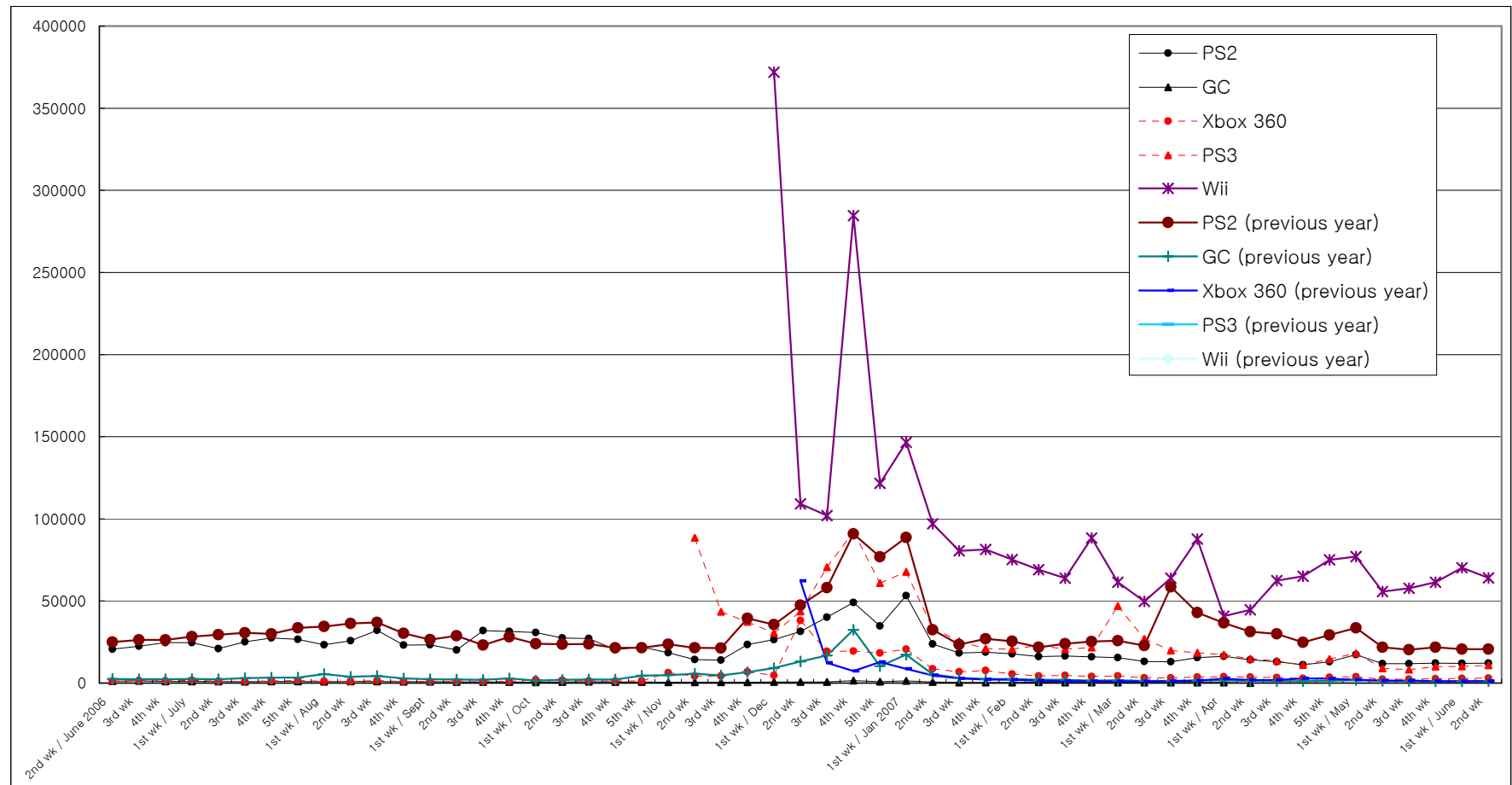
	4/16-4/22		4/23-4/29		4/30-5/6		5/7-5/13		5/14-5/20		5/21-5/27		5/28-6/3		6/4-6/10		2007 to Date
	Units Sold	Share	Units Sold	Share	Units Sold	Share	Units Sold	Share	Units Sold	Share	Units Sold	Share	Units Sold	Share	Units Sold	Share	
PS2	11,162	4.0%	13,040	3.6%	17,333	4.6%	11,854	4.3%	11,749	5.4%	12,113	5.0%	11,916	5.0%	12,180	5.2%	382,464
GC																	5,710
GBA SP	524	0.2%	544	0.2%	764	0.2%	398	0.1%	515	0.2%	464	0.2%	408	0.2%	615	0.3%	21,199
DS	323	0.1%	325	0.1%	489	0.1%	303	0.1%	229	0.1%	215	0.1%	188	0.1%	278	0.1%	10,703
PSP	28,717	10.3%	31,368	8.8%	37,745	10.1%	33,438	12.2%	26,044	11.9%	26,446	10.9%	26,348	11.0%	28,974	12.3%	970,687
GBM	624	0.2%	687	0.2%	694	0.2%	403	0.1%	371	0.2%	441	0.2%	405	0.2%	654	0.3%	22,663
Xbox 360	2,853	1.0%	3,530	1.0%	3,753	1.0%	2,369	0.9%	2,296	1.0%	2,664	1.1%	2,873	1.2%	3,031	1.3%	110,853
DS Lite	157,866	56.8%	219,331	61.2%	218,802	58.4%	160,009	58.5%	112,080	51.1%	128,543	53.1%	116,825	48.8%	114,780	48.8%	3,411,537
PS3	10,899	3.9%	14,700	4.1%	18,186	4.9%	8,962	3.3%	8,189	3.7%	9,984	4.1%	10,195	4.3%	10,756	4.6%	482,877
Wii	65,093	23.4%	74,950	20.9%	77,077	20.6%	55,724	20.4%	57,654	26.3%	61,339	25.3%	70,222	29.3%	64,039	27.2%	1,638,292
Total	278,061	100.0%	358,475	100.0%	374,843	100.0%	273,460	100.0%	219,127	100.0%	242,209	100.0%	239,380	100.0%	235,307	100.0%	



Comparison of Weekly Sales of PS2, GC, Xbox 360, PS3, and Wii

Units Sold	4th wk	1st wk / Mar	2nd wk	3rd wk	4th wk	1st wk / Apr	2nd wk	3rd wk	4th wk	5th wk	1st wk / May	2nd wk	3rd wk	4th wk	1st wk / June	2nd wk
PS2	15,966	15,389	13,221	12,901	15,434	16,353	14,167	12,951	11,162	13,040	17,333	11,854	11,749	12,113	11,916	12,180
GC	295	319	321	305	310	258	0									
Xbox 360	4,062	4,361	3,240	3,227	3,616	3,774	3,583	3,354	2,853	3,530	3,753	2,369	2,296	2,664	2,873	3,031
PS3	21,558	46,924	26,925	19,787	18,391	17,289	14,820	13,539	10,899	14,700	18,186	8,962	8,189	9,984	10,195	10,756
Wii	88,338	61,359	49,750	63,941	87,704	40,798	44,520	62,361	65,093	74,950	77,077	55,724	57,654	61,339	70,222	64,039

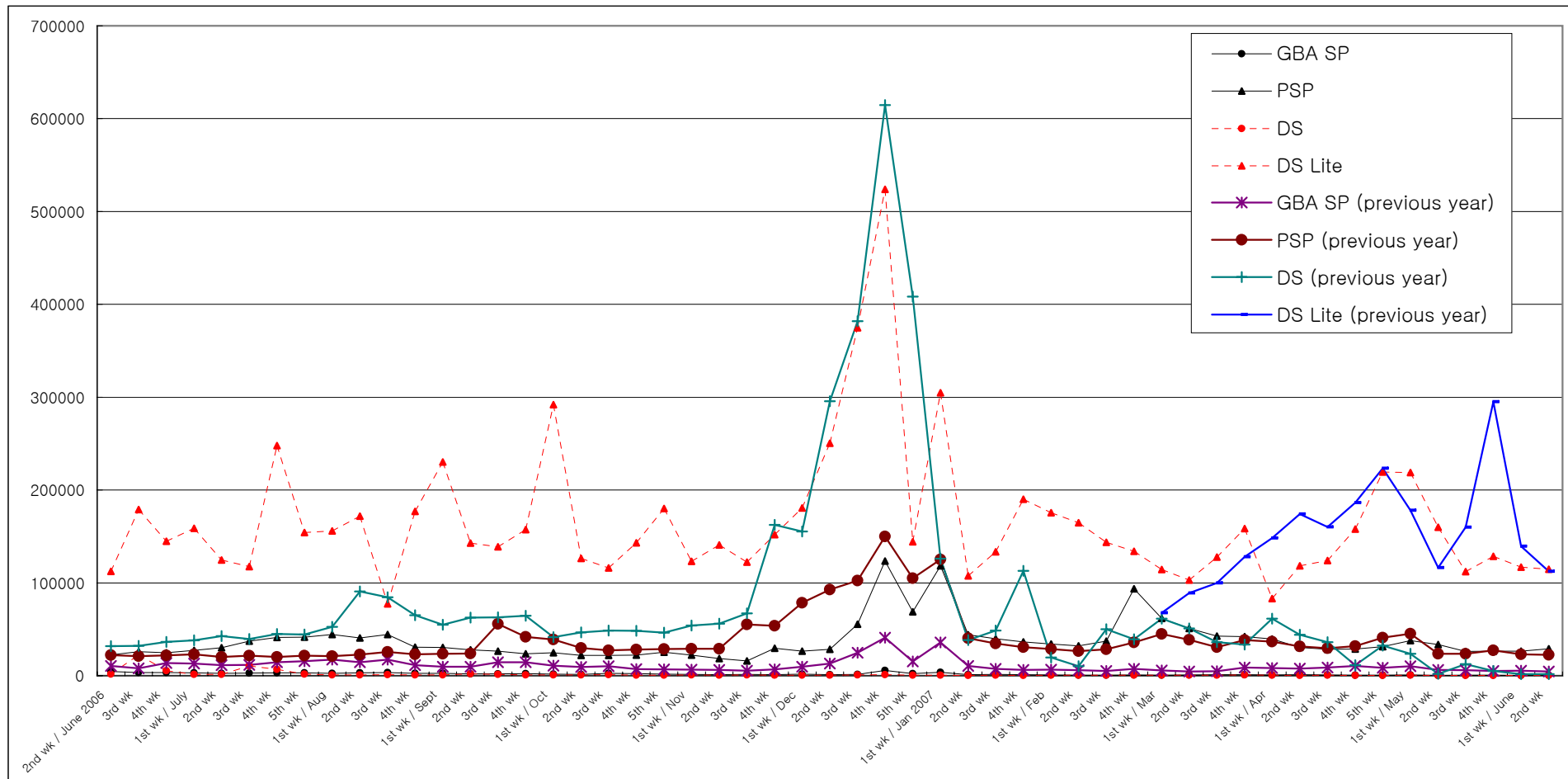
PS2 (previous year)	25,295	25,722	22,820	58,502	42,881	36,574	31,189	30,005	24,827	29,216	33,654	21,778	20,360	21,827	20,557	20,661
GC (previous year)	1,508	1,632	1,311	1,353	1,539	1,592	1,266	1,113	1,087	1,265	1,910	1,406	1,221	1,056	970	1,106
Xbox 360 (previous year)	1,082	1,020	1,035	1,181	1,550	2,636	1,752	1,780	2,852	2,742	2,021	1,496	1,415	1,218	1,095	1,143
PS3 (previous year)																
Wii (previous year)																



Comparison of Weekly Sales of GBA SP, PSP, DS and DS Lite

Units Sold	4th wk	1st wk / Mar	2nd wk	3rd wk	4th wk	1st wk / Apr	2nd wk	3rd wk	4th wk	5th wk	1st wk / May	2nd wk	3rd wk	4th wk	1st wk / June	2nd wk
GBA SP	789	711	753	1,003	1,118	909	1,033	739	524	544	764	398	515	464	408	615
PSP	93,523	61,858	50,970	42,762	42,226	39,422	30,308	28,476	28,717	31,368	37,745	33,438	26,044	26,446	26,348	28,974
DS	538	625	457	629	889	682	383	498	323	325	489	303	229	215	188	278
DS Lite	134,088	114,435	103,089	127,882	158,609	83,218	118,391	124,038	157,866	219,331	218,802	160,009	112,080	128,543	116,825	114,780

GBA SP (previous year)	7,334	5,652	4,622	4,725	8,922	8,394	7,817	8,926	10,589	8,581	10,308	6,125	6,054	5,178	5,487	4,577
PSP (previous year)	35,865	45,008	38,607	30,766	38,321	36,713	31,723	29,586	31,781	40,911	45,191	23,660	23,577	27,191	23,105	22,529
DS (previous year)	39,373	61,391	50,860	36,051	33,713	61,500	44,109	36,041	11,438	32,442	23,728	2,032	12,608	5,018	1,645	1,616
DS Lite (previous year)		67,653	88,958	99,740	127,911	148,295	174,102	160,340	186,334	223,296	178,156	116,259	159,791	295,103	139,420	112,516

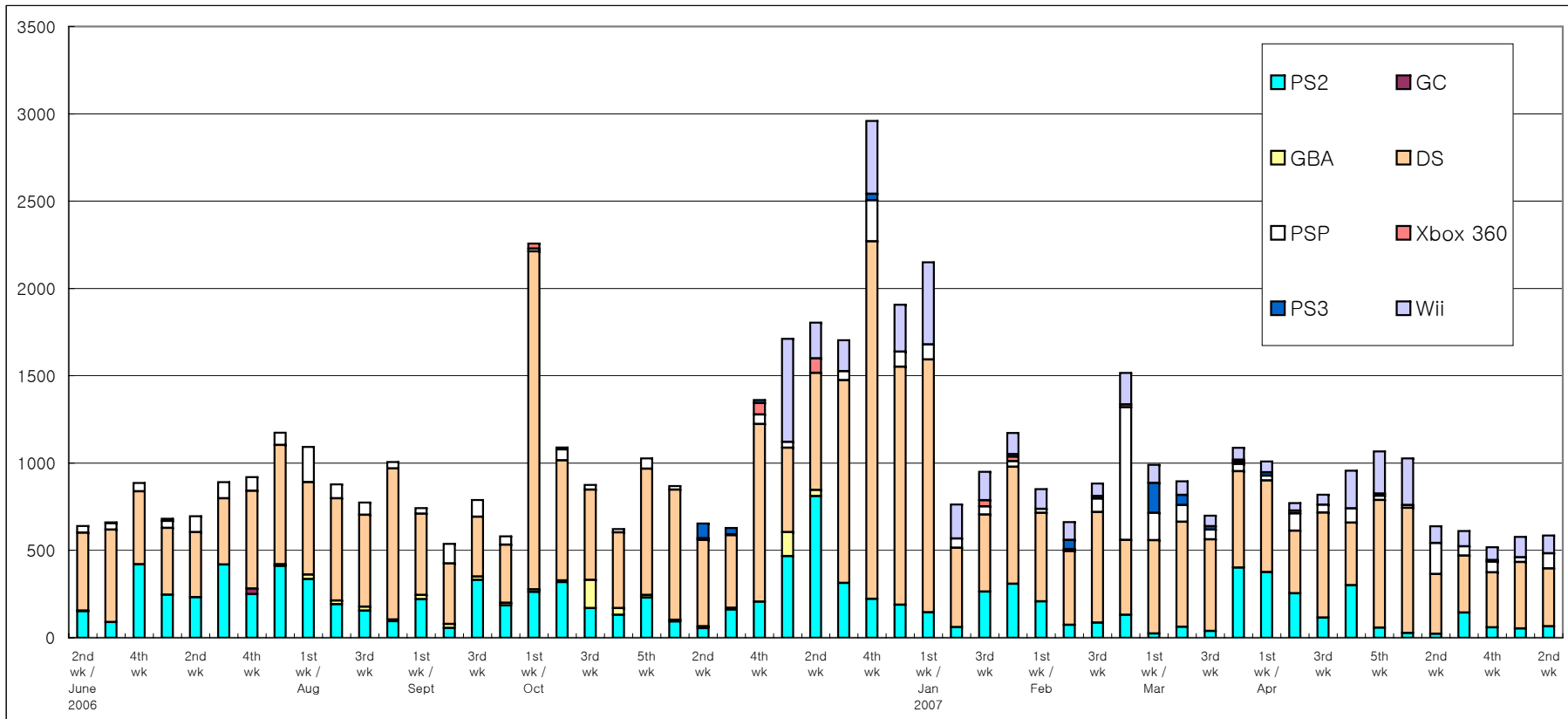


Software Sales/Share for Each Platform

*Only covering titles ranked in the TOP 30

Unit: K = 1000

	4/16-4/22		4/23-4/29		4/30-5/6		5/7-5/13		5/14-5/20		5/21-5/27		5/28-6/3		6/4-6/10		2007 to Date
	Copies Sold	Share	Copies Sold	Share	Copies Sold	Share	Copies Sold	Share	Copies Sold	Share	Copies Sold	Share	Copies Sold	Share	Copies Sold	Share	
PS2	300.4	31.4%	58.3	5.5%	27.0	2.6%	22.7	3.6%	144.1	23.6%	59.5	11.5%	53.3	9.2%	65.2	11.1%	3,278.9
GC	0.0	0.0%	0.0	0.0%	0.0	0.0%	0.0	0.0%	0.0	0.0%	0.0	0.0%	0.0	0.0%	0.0	0.0%	0.0
GBA	0.0	0.0%	0.0	0.0%	0.0	0.0%	0.0	0.0%	0.0	0.0%	0.0	0.0%	0.0	0.0%	0.0	0.0%	0.0
DS	359.4	37.6%	730.2	68.4%	716.3	69.8%	342.3	53.7%	326.1	53.4%	314.6	60.8%	379.7	65.8%	331.8	56.7%	12,205.7
PSP	81.0	8.5%	24.5	2.3%	16.4	1.6%	176.6	27.7%	53.1	8.7%	61.3	11.8%	27.7	4.8%	86.0	14.7%	2,139.5
Xbox 360	0.0	0.0%	12.4	1.2%	0.0	0.0%	0.0	0.0%	0.0	0.0%	9.9	1.9%	0.0	0.0%	0.0	0.0%	109.0
PS3	0.0	0.0%	0.0	0.0%	0.0	0.0%	0.0	0.0%	0.0	0.0%	0.0	0.0%	0.0	0.0%	0.0	0.0%	374.2
Wii	215.3	22.5%	241.4	22.6%	267.1	26.0%	96.1	15.1%	87.6	14.3%	72.3	14.0%	116.5	20.2%	101.9	17.4%	3,092.5
Total	956.2	100.0%	1,066.8	100.0%	1,026.9	100.0%	637.7	100.0%	610.8	100.0%	517.5	100.0%	577.2	100.0%	584.8	100.0%	



Market Scale Transition

Unit: 100 million yen	4th wk	1st wk / Mar	2nd wk	3rd wk	4th wk	1st wk / Apr	2nd wk	3rd wk	4th wk	5th wk	1st wk / May	2nd wk	3rd wk	4th wk	1st wk / June	2nd wk	2007 to Date
Hardware	74.4	72.4	54.2	55.7	65.5	42.4	45.1	48.7	52.6	68.1	71.7	50.7	42.0	46.5	46.8	46.1	1,430.8
Software	103.9	72.2	62.8	51.9	80.9	78.7	60.0	57.7	69.3	75.3	75.7	44.0	44.9	41.5	44.2	43.9	1,552.9
Total	178.3	144.6	117.0	107.6	146.4	121.0	105.1	106.4	121.9	143.5	147.4	94.7	86.9	88.0	91.0	90.0	2,983.7

Hardware (previous year)	19.7	34.9	34.6	40.5	43.2	48.6	47.6	43.7	45.7	55.7	49.3	28.8	36.6	56.9	31.6	27.4
Software (previous year)	81.2	74.9	43.9	184.2	78.6	76.2	51.6	39.3	60.5	87.3	60.0	36.7	33.4	76.6	40.7	38.1
Total (previous year)	100.9	109.9	78.6	224.6	121.8	124.9	99.2	83.0	106.2	143.0	109.3	65.6	70.0	133.5	72.3	65.4

