

# *Famitsu Marketing Data Service*

Data Collected by Famitsu: from May 28 to June 3, 2007

Software Sales Ranking: TOP 30

Hardware Sales/Share

Hardware Sales: Comparison of Weekly Sales with Previous Year's

Software Sales/Share for Each Platform

Market Size: Comparison of Scale Transition with Previous Year's

# Software Sales Ranking: TOP 30

Note 1: Based on two different data, quantity of stock numbers may have a margin of error.

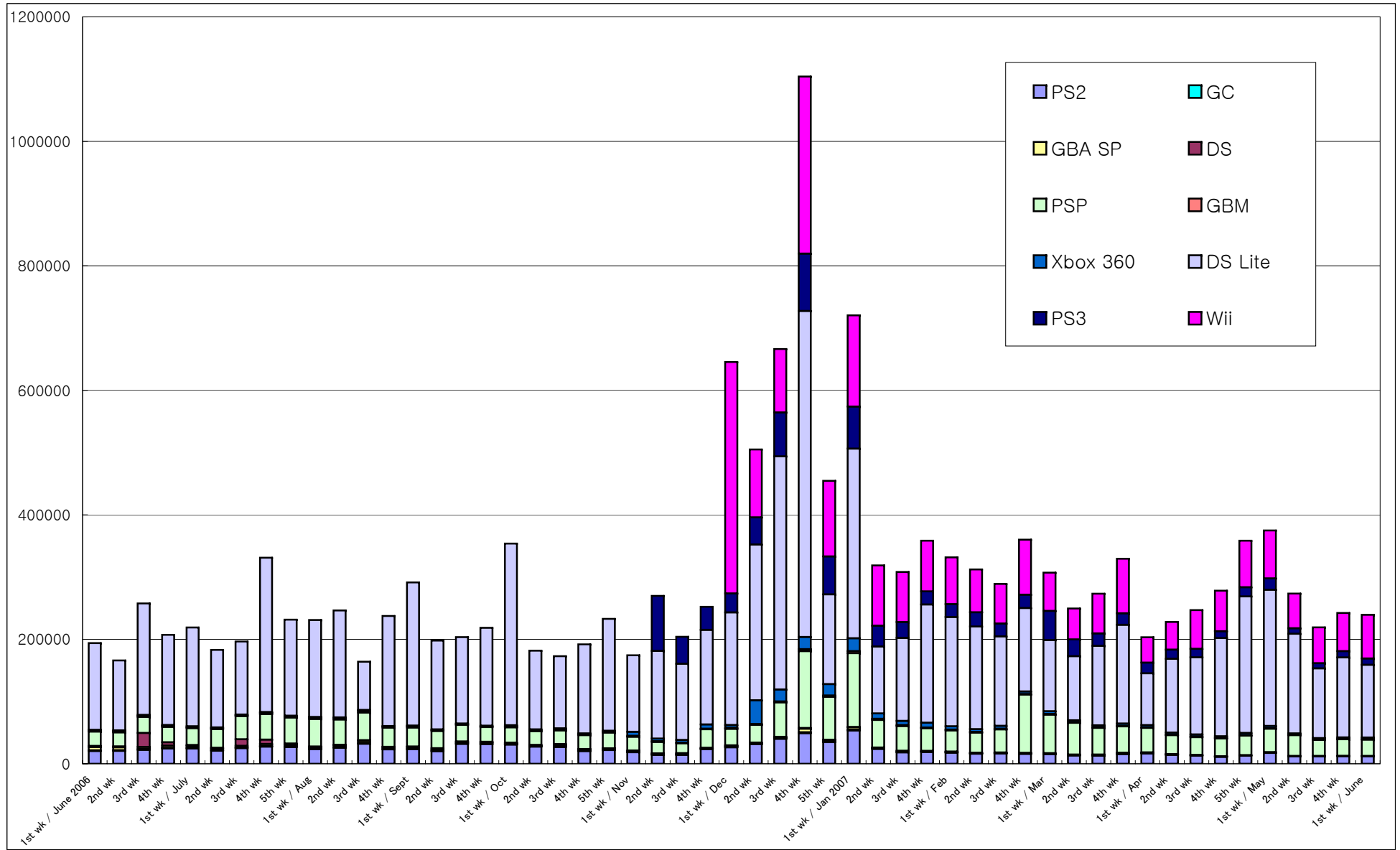
Note 2: In addition to game shops, titles listed in colored lines are also available at five convenience-store chains. K = 1000

This Week	Last Week	Week Before Last	Platform	Title	Publisher	Sales Date	Price (incl. tax)	Genre	Copies Sold/wk (Estimated)	Copies Shipped (Estimated)	Cumulative Copies Sold (Estimated)	Sales-Stock Ratio	Copies in Stock
1	NEW	-	DS	Miru Chikara wo Jissen de Kitaeru: DS Mejikara Training Medicara	Nintendo	05-31-07	¥3,800	Other	106,310	135,686	106,310	78.4%	29.4K
2	NEW	-	Wii	BioHazard 4 Wii Edition Resident Evil 4 Wii Edition	CAPCOM	05-31-07	¥5,040	Act/Adv	46,813	71,685	46,813	65.3%	24.9K
3	NEW	-	PS2	Guilty Gear XX Accent Core	ARC SYSTEM WORKS	05-31-07	¥5,040	Act	34,106	54,833	34,106	62.2%	20.7K
4	29	2	DS	Moero! Nekketsu Rhythm-Damashii Osu! Tatakae! Oendan 2	Nintendo	05-17-07	¥4,800	Act	30,190	124,430	102,305	82.2%	22-22.1K
5	4	5	Wii	Wii Sports	Nintendo	12-02-06	¥4,800	Act	27,017	1,602,086	1,561,525	97.5%	40.6-52.2K
6	6	15	DS	Eigo ga Nigate na Otona no DS Training Motto Eigo-zuke	Nintendo	03-29-07	¥3,800	Other	24,582	335,743	278,563	83.0%	43.7-57.2K
7	7	6	DS	New Super Mario Bros.	Nintendo	05-25-06	¥4,800	Act	20,465	4,561,089	4,532,616	99.4%	28.5-35.2K
8	8	10	DS	Tohoku Daigaku Mirai-Kagaku-Gijutsu-Kyodo-Kenkyu-Center Kawashima Ryuta Kyoju Kanshu: Motto Nou wo Kitaeru Otona no DS Training Brain Age 2: More Training in Minutes a Day	Nintendo	12-29-05	¥2,800	Other	19,242	4,421,930	4,392,374	99.3%	29.6-40.8K
9	14	12	Wii	Hajimete no Wii Wii Play	Nintendo	12-02-06	¥4,800	Other	17,445	1,267,397	1,239,116	97.8%	28.3-43.7K
10	15	13	DS	Mario Kart DS	Nintendo	12-08-05	¥4,800	Act	15,808	2,208,511	2,189,019	99.1%	19.5-27.2K
11	10	8	DS	Momotaro Dentetsu DS: Tokyo & Japan	Hudson	04-26-07	¥5,040	Board	15,785	231,602	211,833	91.5%	15-19.8K
12	3	4	PSP	Final Fantasy Tactics: Shishi Senso Final Fantasy Tactics: The War of the Lions	SQUARE ENIX	05-10-07	¥5,040	Sim/RPG	15,634	271,882	257,538	94.7%	12.5-14.3K
13	13	7	Wii	Super Paper Mario	Nintendo	04-19-07	¥5,800	Act/Adv	15,130	437,093	411,275	94.1%	25.8-37.4K
14	16	18	DS	Tohoku Daigaku Mirai-Kagaku-Gijutsu-Kyodo-Kenkyu-Center Kawashima Ryuta Kyoju Kanshu: Nou wo Kitaeru Otona no DS Training Brain Age: Train Your Brain in Minutes a Day	Nintendo	05-19-05	¥2,800	Other	14,798	3,346,901	3,332,406	99.6%	14.5-29.4K

15	17	16	DS	Oide yo Dobutsu no Mori Animal Crossing: Wild World	Nintendo	11-23-05	¥4,800	Other	14,130	4,152,770	4,129,232	99.4%	23.5-33.4K
16	18	20	DS	Pocket Monster Diamond/Pearl	Pokemon	09-28-06	¥4,800	RPG	13,798	5,198,830	5,150,842	99.1%	48-119.4K
17	20	24	DS	Eigo ga Nigate na Otona no DS Training Eigo-zuke	Nintendo	01-26-06	¥3,800	Other	13,720	1,838,155	1,813,659	98.7%	23.1-24.5K
18	22	17	DS	Yoshi Island DS Yoshi's Island DS	Nintendo	03-08-07	¥4,800	Act	12,577	779,457	749,478	96.2%	30-41.9K
19	2	-	PSP	Bleach: Heat the Soul 4	SCEJ (SONY)	05-24-07	¥4,980	Act	12,090	62,307	48,033	77.1%	9.5-14.3K
20	9	-	DS	Kurikin: Nano Island Story	Nintendo	05-24-07	¥4,800	Adv	10,955	38,182	28,916	75.7%	8.7-9.3K
21	NEW	-	DS	Simple DS Series Vol. 15: The Kanshikikan 2 - Aratanaru 8-tsu no Jiken wo Touch-seyo	D3 PUBLISHER	05-31-07	¥2,800	Adv	10,644	24,891	10,644	42.8%	14.2K
22	-	-	DS	Daito Giken Koshiki Pachi-Slot Simulator: Hiho-den/Osu! Bancho/Yoshimune DS	PAON	04-26-07	¥5,040	Simu	10,305	60,544	49,100	81.1%	11.2-11.4K
23	19	11	Wii	Wii de Yawaraka Atama Juku Big Brain Academy: Wii Degree	Nintendo	04-26-07	¥4,800	Other	10,125	224,153	166,279	74.2%	43-57.9K
24	NEW	-	PS2	Kono Aozora ni Yakusoku wo: Melody of the Sun and Sea	TGL	05-31-07	¥7,140	Adv	10,068	16,483	10,068	61.1%	6.4K
25	23	14	DS	Gyakuten Saiban 4	CAPCOM	04-12-07	¥5,040	Adv	9,872	469,439	428,797	91.3%	40.6-58.5K
26	28	23	DS	Layton Kyoju to Fushigi na Machi	LEVEL-5	02-15-07	¥4,800	Adv	9,508	566,557	547,057	96.6%	19.5-23.3K
27	24	9	DS	Final Fantasy XII: Revenant Wings	SQUARE ENIX	04-26-07	¥5,040	RPG	9,505	497,502	479,090	96.3%	18.4-39.6K
28	11	1	PS2	Shining Wind	SEGA	05-17-07	¥7,329	RPG	9,150	128,044	110,288	86.1%	12.8-17.8K
29	1	-	DS	Kekkaishi: Karasumori Ayakashi Kidan	NAMCO BANDAI Games	05-24-07	¥5,040	Act	8,906	60,604	49,371	81.5%	11.2-12.3K
30	-	-	DS	TOEIC Test DS Training	IE Institute	03-29-07	¥3,990	Other	8,561	83,632	75,254	90.0%	3.2-8.4K

## Other New Titles

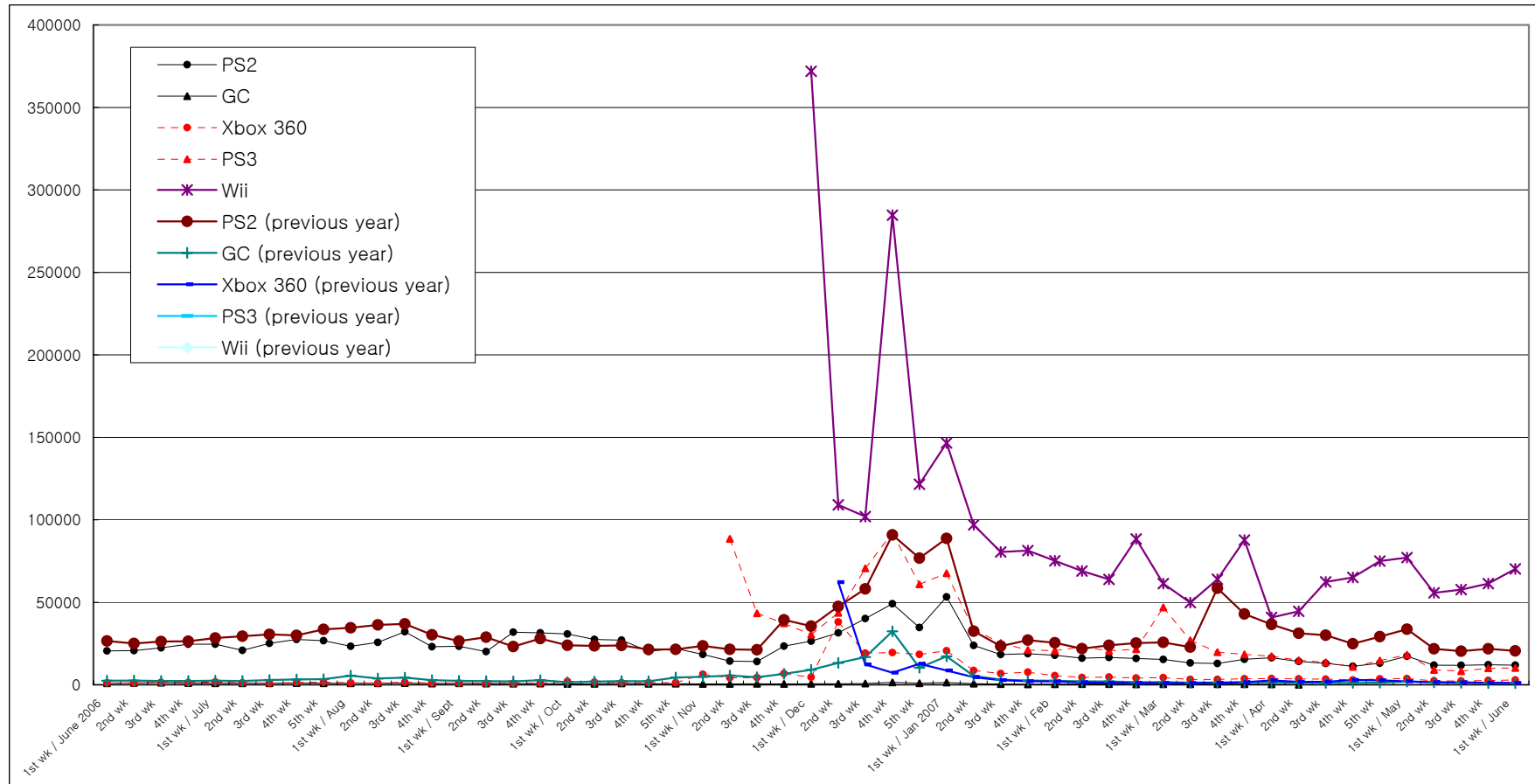
Platform	Title	Publisher	Sales Date	Price (incl. tax)	Genre	Copies Sold/wk (Estimated)	Sales-Stock Ratio	Copies Shipped (Estimated)	Copies in Stock
PSP	Minna no Golf-Jo Vol. 1	SCEJ (SONY)	05-31-07	¥5,980	Sim	7,080	25.8%	27,479	20.4K
PS2	Metal Slug Complete Metal Slug Anthology	SNK PLAYMORE	05-31-07	¥5,040	Act	6,831	54.6%	12,516	5.7K
PS2	LoveDrops	dimple	05-31-07	¥7,140	Adv	4,615	59.7%	7,729	3.1K
DS	Simple DS Series Vol. 14: The Jidosha Kyoshujo DS - Gendoki-tzuki Jitensha, Futsu Jidonirin, Ogata Jidonirin, Futsu Jidosha, Futsu Jidosha Ni-shu, Chugata Jidosha, Ogata Jidosha, Ogata Jidosha Ni-shu, Ogata Tokushu Jidosha, Kenin	D3 PUBLISHER	05-31-07	¥2,800	Sim	3,927	27.0%	14,565	10.6K
PS2	Panic Palette	TAKUYO	05-31-07	¥7,140	Adv	3,059	57.9%	5,279	2.2K
PS2	Simple 2000 Series Vol. 118: The Ochimusha - Do-M Samurai Tojo	D3 PUBLISHER	05-31-07	¥2,100	Act	2,764	31.0%	8,921	6.2K
PS2	Quilt: Anata to Tsumugu Yume to Koi no Dress	Nine's fox	05-31-07	¥7,350	Adv	2,308	43.0%	5,365	3.1K
DS	Obunsha Deru-Jun: Chiri DS	IE Institute	05-31-07	¥3,990	Other	1,557	19.3%	8,065	6.5K
PS2	Jissen Pachinko Hissho-ho! CR Aladdin Destiny EX	SEGA	05-31-07	¥3,990	Simu	1,441	24.8%	5,822	4.4K
DS	Obunsha Deru-Jun: Kokugo DS	IE Institute	05-31-07	¥3,990	Other	783	10.1%	7,784	7.K
DS	New Zealand Story DS New Zealand Story Revolution	CYBERFRONT	05-31-07	¥3,990	Act	374	10.3%	3,621	3.2K
PS2	River Ride Adventure featuring Salomon Wild Water Adrenaline featuring Salomon	RED ENTERTAINMENT	05-31-07	¥5,040	Act	329	11.5%	2,867	2.5K
DS	Enpitsu de Oku no Hosomichi DS	SUCCESS	05-31-07	¥3,990	Other	248	4.2%	5,847	5.6K



## Comparison of Weekly Sales of PS2, GC, Xbox 360, PS3, and Wii

Units Sold	3rd wk	4th wk	1st wk / Mar	2nd wk	3rd wk	4th wk	1st wk / Apr	2nd wk	3rd wk	4th wk	5th wk	1st wk / May	2nd wk	3rd wk	4th wk	1st wk / June
PS2	16,513	15,966	15,389	13,221	12,901	15,434	16,353	14,167	12,951	11,162	13,040	17,333	11,854	11,749	12,113	11,916
GC	414	295	319	321	305	310	258	0								
Xbox 360	4,678	4,062	4,361	3,240	3,227	3,616	3,774	3,583	3,354	2,853	3,530	3,753	2,369	2,296	2,664	2,873
PS3	20,617	21,558	46,924	26,925	19,787	18,391	17,289	14,820	13,539	10,899	14,700	18,186	8,962	8,189	9,984	10,195
Wii	63,849	88,338	61,359	49,750	63,941	87,704	40,798	44,520	62,361	65,093	74,950	77,077	55,724	57,654	61,339	70,222

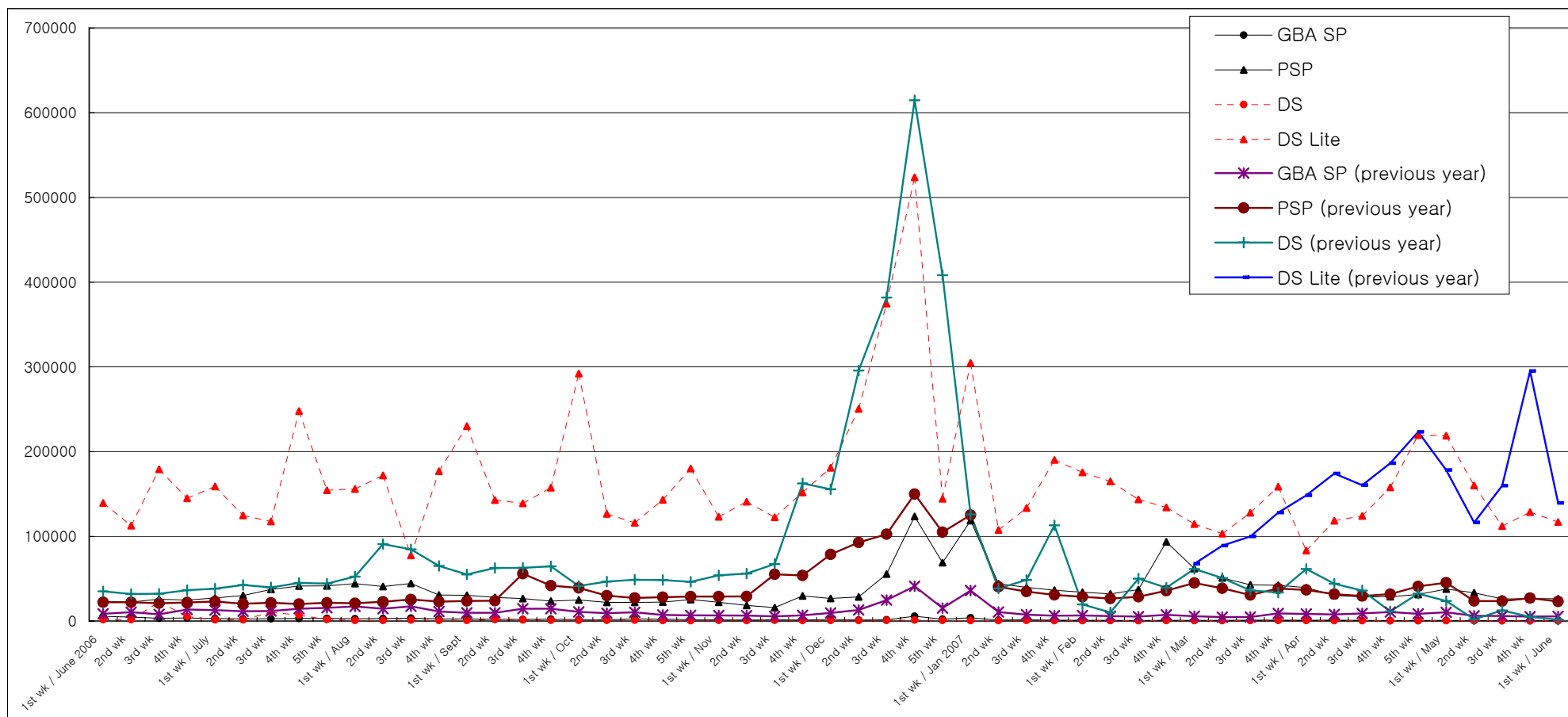
PS2 (previous year)	23,956	25,295	25,722	22,820	58,502	42,881	36,574	31,189	30,005	24,827	29,216	33,654	21,778	20,360	21,827	20,557
GC (previous year)	2,036	1,508	1,632	1,311	1,353	1,539	1,592	1,266	1,113	1,087	1,265	1,910	1,406	1,221	1,056	970
Xbox 360 (previous year)	1,212	1,082	1,020	1,035	1,181	1,550	2,636	1,752	1,780	2,852	2,742	2,021	1,496	1,415	1,218	1,095
PS3 (previous year)																
Wii (previous year)																



## Comparison of Weekly Sales of GBA SP, PSP, DS and DS Lite

Units Sold	3rd wk	4th wk	1st wk / Mar	2nd wk	3rd wk	4th wk	1st wk / Apr	2nd wk	3rd wk	4th wk	5th wk	1st wk / May	2nd wk	3rd wk	4th wk	1st wk / June
GBA SP	667	789	711	753	1,003	1,118	909	1,033	739	524	544	764	398	515	464	408
PSP	37,202	93,523	61,858	50,970	42,762	42,226	39,422	30,308	28,476	28,717	31,368	37,745	33,438	26,044	26,446	26,348
DS	457	538	625	457	629	889	682	383	498	323	325	489	303	229	215	188
DS Lite	143,603	134,088	114,435	103,089	127,882	158,609	83,218	118,391	124,038	157,866	219,331	218,802	160,009	112,080	128,543	116,825

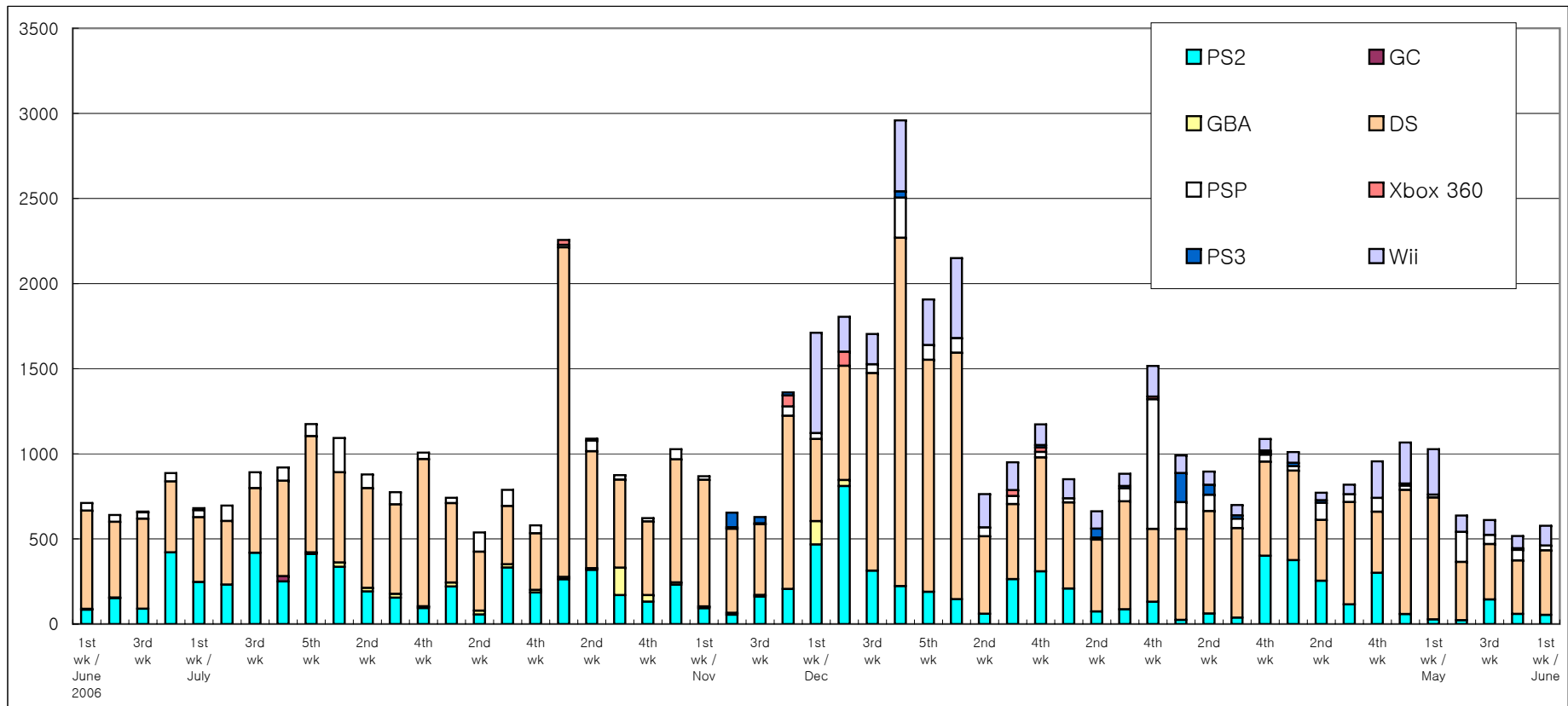
GBA SP (previous year)	5,191	7,334	5,652	4,622	4,725	8,922	8,394	7,817	8,926	10,589	8,581	10,308	6,125	6,054	5,178	5,487
PSP (previous year)	28,595	35,865	45,008	38,607	30,766	38,321	36,713	31,723	29,586	31,781	40,911	45,191	23,660	23,577	27,191	23,105
DS (previous year)	50,107	39,373	61,391	50,860	36,051	33,713	61,500	44,109	36,041	11,438	32,442	23,728	2,032	12,608	5,018	1,645
DS Lite (previous year)			67,653	88,958	99,740	127,911	148,295	174,102	160,340	186,334	223,296	178,156	116,259	159,791	295,103	139,420



# Software Sales/Share for Each Platform

\*Only covering titles ranked in the TOP 30

Unit: K = 1000	4/9-4/15		4/16-4/22		4/23-4/29		4/30-5/6		5/7-5/13		5/14-5/20		5/21-5/27		5/28-6/3		2007 to Date
	Copies Sold	Share	Copies Sold	Share	Copies Sold	Share	Copies Sold	Share	Copies Sold	Share	Copies Sold	Share	Copies Sold	Share	Copies Sold	Share	
PS2	115.8	14.1%	300.4	31.4%	58.3	5.5%	27.0	2.6%	22.7	3.6%	144.1	23.6%	59.5	11.5%	53.3	9.2%	3,213.7
GC	0.0	0.0%	0.0	0.0%	0.0	0.0%	0.0	0.0%	0.0	0.0%	0.0	0.0%	0.0	0.0%	0.0	0.0%	0.0
GBA	0.0	0.0%	0.0	0.0%	0.0	0.0%	0.0	0.0%	0.0	0.0%	0.0	0.0%	0.0	0.0%	0.0	0.0%	0.0
DS	601.0	73.4%	359.4	37.6%	730.2	68.4%	716.3	69.8%	342.3	53.7%	326.1	53.4%	314.6	60.8%	379.7	65.8%	11,873.9
PSP	45.4	5.5%	81.0	8.5%	24.5	2.3%	16.4	1.6%	176.6	27.7%	53.1	8.7%	61.3	11.8%	27.7	4.8%	2,053.5
Xbox 360	0.0	0.0%	0.0	0.0%	12.4	1.2%	0.0	0.0%	0.0	0.0%	0.0	0.0%	9.9	1.9%	0.0	0.0%	109.0
PS3	0.0	0.0%	0.0	0.0%	0.0	0.0%	0.0	0.0%	0.0	0.0%	0.0	0.0%	0.0	0.0%	0.0	0.0%	374.2
Wii	56.5	6.9%	215.3	22.5%	241.4	22.6%	267.1	26.0%	96.1	15.1%	87.6	14.3%	72.3	14.0%	116.5	20.2%	2,990.6
Total	818.7	100.0%	956.2	100.0%	1,066.8	100.0%	1,026.9	100.0%	637.7	100.0%	610.8	100.0%	517.5	100.0%	577.2	100.0%	





# Market Scale Transition

Unit: 100 million yen	3rd wk	4th wk	1st wk / Mar	2nd wk	3rd wk	4th wk	1st wk / Apr	2nd wk	3rd wk	4th wk	5th wk	1st wk / May	2nd wk	3rd wk	4th wk	1st wk / June	2007 to Date
Hardware	58.4	74.4	72.4	54.2	55.7	65.5	42.4	45.1	48.7	52.6	68.1	71.7	50.7	42.0	46.5	46.8	1,384.8
Software	62.0	103.9	72.2	62.8	51.9	80.9	78.7	60.0	57.7	69.3	75.3	75.7	44.0	44.9	41.5	44.2	1,509.0
Total	120.4	178.3	144.6	117.0	107.6	146.4	121.0	105.1	106.4	121.9	143.5	147.4	94.7	86.9	88.0	91.0	2,893.8

Hardware (previous year)	19.2	19.7	34.9	34.6	40.5	43.2	48.6	47.6	43.7	45.7	55.7	49.3	28.8	36.6	56.9	31.6
Software (previous year)	58.5	81.2	74.9	43.9	184.2	78.6	76.2	51.6	39.3	60.5	87.3	60.0	36.7	33.4	76.6	40.7
Total (previous year)	77.7	100.9	109.9	78.6	224.6	121.8	124.9	99.2	83.0	106.2	143.0	109.3	65.6	70.0	133.5	72.3

