

# *Famitsu Marketing Data Service*

Data Collected by Famitsu: from May 14 to May 20, 2007

Software Sales Ranking: TOP 30

Hardware Sales/Share

Hardware Sales: Comparison of Weekly Sales with Previous Year's

Software Sales/Share for Each Platform

Market Size: Comparison of Scale Transition with Previous Year's

## Software Sales Ranking: TOP 30

Note 1: Based on two different data, quantity of stock numbers may have a margin of error.

Note 2: In addition to game shops, titles listed in colored lines are also available at five convenience-store c K = 1000

This Week	Last Week	Week Before Last	Platform	Title	Publisher	Sales Date	Price (incl. tax)	Genre	Copies Sold/wk (Estimated)	Copies Shipped (Estimated)	Cumulative Copies Sold (Estimated)	Sales-Stock Ratio	Copies in Stock
1	NEW	-	PS2	Shining Wind	SEGA	05-17-07	¥7,329	RPG	83,250	124,220	83,250	67.0%	41K
2	NEW	-	DS	Moero! Nekketsu Rhythm-Damashii Osu! Tatakae! Oendan 2	Nintendo	05-17-07	¥4,800	Act	62,936	70,113	62,936	89.8%	7.2K
3	NEW	-	PS2	Odin Sphere	ATLUS	05-17-07	¥7,329	Act/RPG	60,820	80,050	60,820	76.0%	19.2K
4	1	-	PSP	Final Fantasy Tactics: Shishi Senso Final Fantasy Tactics: The War of the Lions	SQUARE ENIX	05-10-07	¥5,040	Sim/RPG	46,781	237,775	216,549	91.1%	18.9-21.2K
5	4	3	Wii	Wii Sports	Nintendo	12-02-06	¥4,800	Act	24,824	1,557,285	1,509,773	96.9%	44.6-47.5K
6	7	8	DS	New Super Mario Bros.	Nintendo	05-25-06	¥4,800	Act	21,895	4,510,917	4,490,836	99.6%	20.1-30.7K
7	3	2	Wii	Super Paper Mario	Nintendo	04-19-07	¥5,800	Act/Adv	21,377	410,750	378,867	92.2%	31.9-43.2K
8	6	4	DS	Momotaro Dentetsu DS: Tokyo & Japan	Hudson	04-26-07	¥5,040	Board	20,003	210,303	178,131	84.7%	32.2-34.7K
9	2	1	DS	Final Fantasy XII: Revenant Wings	SQUARE ENIX	04-26-07	¥5,040	RPG	19,093	485,384	459,009	94.6%	26.4-55.8K
10	5	12	DS	Tohoku Daigaku Mirai-Kagaku-Gijutsu-Kyodo-Kenkyu-Center Kawashima Ryuta Kyoju Kanshu: Motto Nou wo Kitaeru Otona no DS Training	Nintendo	12-29-05	¥2,800	Other	19,032	4,377,031	4,352,706	99.4%	24.3-34.3K
11	8	5	Wii	Wii de Yawaraka Atama Juku Big Brain Academy: Wii Degree	Nintendo	04-26-07	¥4,800	Other	18,206	212,296	141,524	66.7%	70.8-78K
12	13	9	Wii	Hajimete no Wii Wii Play	Nintendo	12-02-06	¥4,800	Other	15,907	1,243,412	1,206,032	97.0%	37.4-45.6K
13	14	14	DS	Mario Kart DS	Nintendo	12-08-05	¥4,800	Act	15,447	2,178,983	2,157,637	99.0%	21.3-28.7K
14	15	11	DS	Gyakuten Saiban 4	CAPCOM	04-12-07	¥5,040	Adv	15,163	452,952	406,514	89.7%	28.5-46.4K

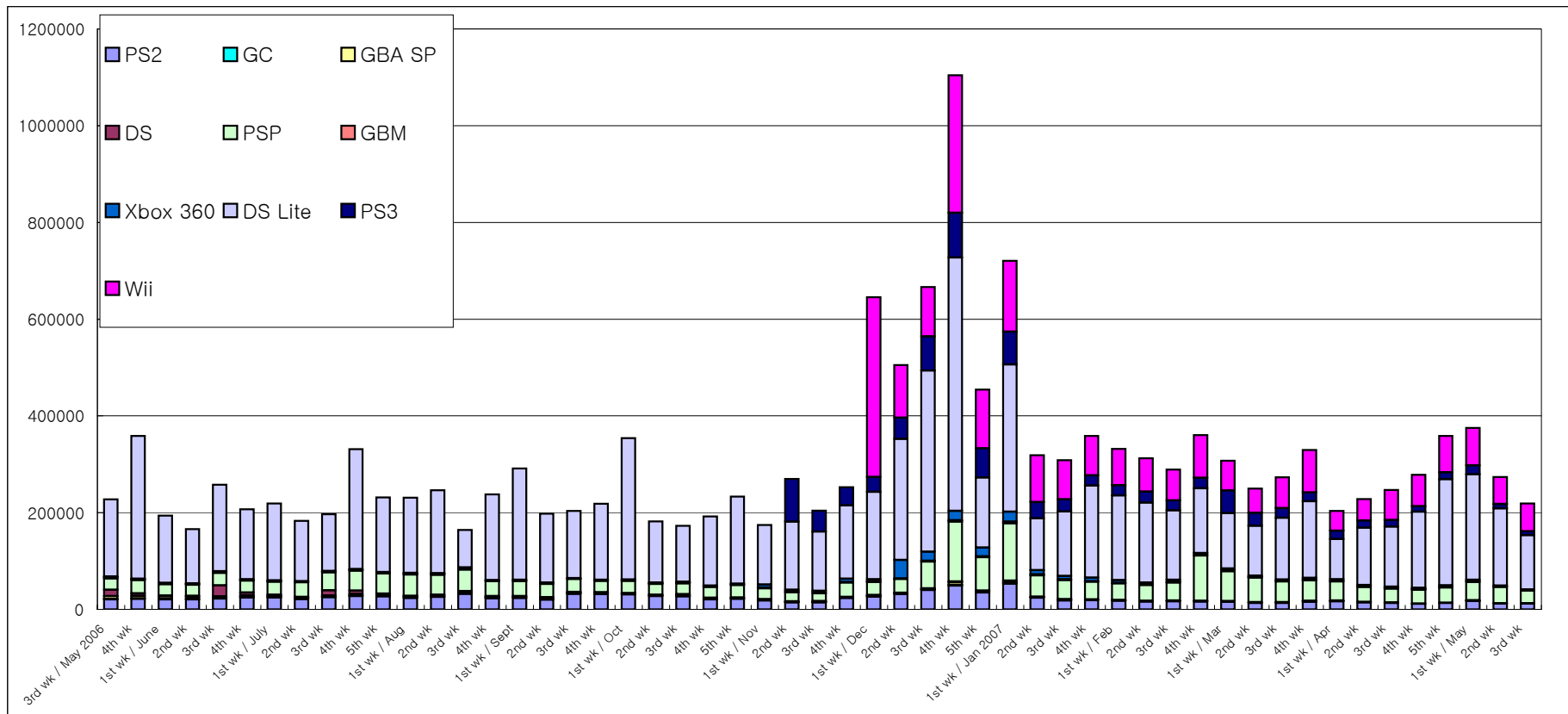
15	9	15	DS	Eigo ga Nigate na Otona no DS Training Motto Eigo-zuke	Nintendo	03-29-07	¥3,800	Other	14,979	315,632	230,796	73.1%	52.4-84.8K
16	16	16	DS	Oide yo Dobutsu no Mori Animal Crossing: Wild World	Nintendo	11-23-05	¥4,800	Other	14,586	4,123,020	4,100,157	99.4%	22.9-30.4K
17	11	6	DS	Yoshi Island DS Yoshi's Island DS	Nintendo	03-08-07	¥4,800	Act	14,512	754,423	723,264	95.9%	31.2-50.4K
18	10	17	DS	Tohoku Daigaku Mirai-Kagaku-Gijutsu-Kyodo-Kenkyu-Center Kawashima Ryuta Kyoju Kanshu: Nou wo Kitaeru Otona no DS Training Brain Age: Train Your Brain in Minutes a Day	Nintendo	05-19-05	¥2,800	Other	12,998	3,317,302	3,302,182	99.5%	15.1-31.6K
19	NEW	-	DS	Custom Beat Battle Draglade	BANPRESTO	05-17-07	¥5,040	Act/RPG	12,908	24,145	12,908	53.5%	11.2K
20	19	10	DS	Pocket Monster Diamond/Pearl	Pokemon	09-28-06	¥4,800	RPG	12,465	5,177,627	5,122,304	98.9%	5.3-116.6K
21	17	7	DS	Mario vs. Donkey Kong 2: MiniMini Daikoshin! Mario vs. Donkey Kong 2: March of the	Nintendo	04-12-07	¥4,800	Act	10,898	245,448	229,876	93.7%	15.6-37.2K
22	12	13	DS	Panel de Pon DS Planet Puzzle League	Nintendo	04-26-07	¥3,800	Act	10,579	102,978	92,943	90.3%	10-26.3K
23	21	18	DS	Layton Kyoju to Fushigi na Machi	LEVEL-5	02-15-07	¥4,800	Adv	10,211	547,490	527,990	96.4%	19.5-25.4K
24	18	20	DS	Eigo ga Nigate na Otona no DS Training Eigo-zuke	Nintendo	01-26-06	¥3,800	Other	10,201	1,797,609	1,785,517	99.3%	12.1-16.4K
25	20	19	DS	Kanshu Nihon Joshiki-ryoku Kentei Kyokai: Imasara Hito ni wa Kikenai Otona no Joshiki-ryoku Training DS	Nintendo	10-26-06	¥3,800	Other	8,061	1,419,299	1,403,277	98.9%	16-42.8K
26	-	22	Wii	One Piece: Unlimited Adventure	NAMCO BANDAI Games	04-26-07	¥7,140	Act/Adv	7,271	79,954	66,618	83.3%	13.3-13.7K
27	23	23	DS	Kotoba no Puzzle MojiPittan DS	NAMCO BANDAI Games	03-15-07	¥2,940	Pzl	7,221	296,673	277,181	93.4%	19.5-22.6K
28	24	29	DS	Zaidan Hojin Nihon Kanji Noryoku Kentei Kyokai Koshiki Soft: 200-man-nin no KanKen Tokoton Kanji-nou	IE Institute	11-09-06	¥2,499	Other	6,655	435,803	425,569	97.7%	5.1-10.2K
29	26	-	PSP	Monster Hunter Portable 2nd Monster Hunter Freedom 2	CAPCOM	02-22-07	¥5,229	Act	6,281	1,210,706	1,195,228	98.7%	13.3-15.5K
30	25	26	DS	Nodame Cantabile	NAMCO BANDAI Games	04-19-07	¥5,040	Adv	6,270	141,098	70,320	49.8%	37.2-70.8K

## Other New Titles

Platform	Title	Publisher	Sales Date	Price (incl. tax)	Genre	Copies Sold/wk (Estimated)	Sales-Stock Ratio	Copies Shipped (Estimated)	Copies in Stock
Wii	Meitantei Conan: Tsuioku no Mirage	Marvelous Interactive	05-17-07	¥7,140	Act	3,128	19.3%	16,204	13.1K
DS	<small>Yukkuri Tanoshimu Otona no Jigsaw Puzzle DS: Sekai no Meiga 1 - Renaissance, Baroque no Kyosho</small>	Interchannel-Holon	05-17-07	¥3,990	Pzl	2,452	35.8%	6,857	4.4K
DS	<small>Yukkuri Tanoshimu Otona no Jigsaw Puzzle DS: Sekai no Meiga 2 - Insho-ha, Koki Insho-ha no Kyosho</small>	Interchannel-Holon	05-17-07	¥3,990	Pzl	2,135	31.1%	6,857	4.7K
Wii	Marvel: Ultimate Alliance	Interchannel	05-17-07	¥7,140	Act/RPG	2,031	26.1%	7,782	5.8K
PSP	Little Aid Portable	TAKUYO	05-17-07	¥6,070	Adv	510	24.4%	2,089	1.6K

# Hardware Sales/Share

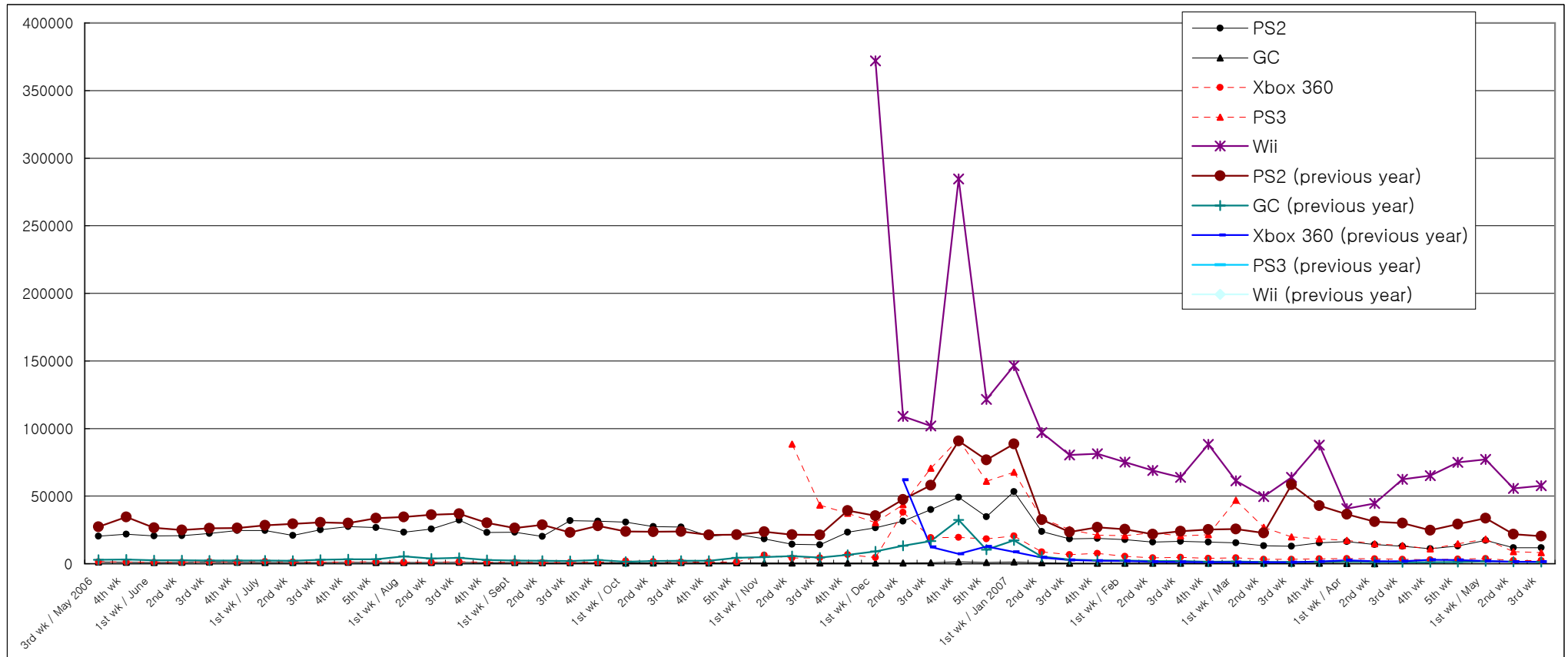
	3/26-4/1		4/2-4/8		4/9-4/15		4/16-4/22		4/23-4/29		4/30-5/6		5/7-5/13		5/14-5/20		2007 to Date
	Units Sold	Share	Units Sold	Share	Units Sold	Share	Units Sold	Share	Units Sold	Share	Units Sold	Share	Units Sold	Share	Units Sold	Share	
PS2	16,353	8.0%	14,167	6.2%	12,951	5.2%	11,162	4.0%	13,040	3.6%	17,333	4.6%	11,854	4.3%	11,749	5.4%	346,255
GC	258	0.1%	0	0.0%													5,710
GBA SP	909	0.4%	1,033	0.5%	739	0.3%	524	0.2%	544	0.2%	764	0.2%	398	0.1%	515	0.2%	19,712
DS	682	0.3%	383	0.2%	498	0.2%	323	0.1%	325	0.1%	489	0.1%	303	0.1%	229	0.1%	10,022
PSP	39,422	19.4%	30,308	13.3%	28,476	11.5%	28,717	10.3%	31,368	8.8%	37,745	10.1%	33,438	12.2%	26,044	11.9%	888,919
GBM	654	0.3%	656	0.3%	1,005	0.4%	624	0.2%	687	0.2%	694	0.2%	403	0.1%	371	0.2%	21,163
Xbox 360	3,774	1.9%	3,583	1.6%	3,354	1.4%	2,853	1.0%	3,530	1.0%	3,753	1.0%	2,369	0.9%	2,296	1.0%	102,285
DS Lite	83,218	40.9%	118,391	52.0%	124,038	50.2%	157,866	56.8%	219,331	61.2%	218,802	58.4%	160,009	58.5%	112,080	51.1%	3,051,389
PS3	17,289	8.5%	14,820	6.5%	13,539	5.5%	10,899	3.9%	14,700	4.1%	18,186	4.9%	8,962	3.3%	8,189	3.7%	451,942
Wii	40,798	20.1%	44,520	19.5%	62,361	25.3%	65,093	23.4%	74,950	20.9%	77,077	20.6%	55,724	20.4%	57,654	26.3%	1,442,692
Total	203,357	100.0%	227,861	100.0%	246,961	100.0%	278,061	100.0%	358,475	100.0%	374,843	100.0%	273,460	100.0%	219,127	100.0%	



# Comparison of Weekly Sales of PS2, GC, Xbox 360, PS3, and Wii

Units Sold	1st wk / Feb	2nd wk	3rd wk	4th wk	1st wk / Mar	2nd wk	3rd wk	4th wk	1st wk / Apr	2nd wk	3rd wk	4th wk	5th wk	1st wk / May	2nd wk	3rd wk
PS2	17,877	16,083	16,513	15,966	15,389	13,221	12,901	15,434	16,353	14,167	12,951	11,162	13,040	17,333	11,854	11,749
GC	369	416	414	295	319	321	305	310	258	0						
Xbox 360	5,509	4,380	4,678	4,062	4,361	3,240	3,227	3,616	3,774	3,583	3,354	2,853	3,530	3,753	2,369	2,296
PS3	20,687	22,950	20,617	21,558	46,924	26,925	19,787	18,391	17,289	14,820	13,539	10,899	14,700	18,186	8,962	8,189
Wii	75,173	68,978	63,849	88,338	61,359	49,750	63,941	87,704	40,798	44,520	62,361	65,093	74,950	77,077	55,724	57,654

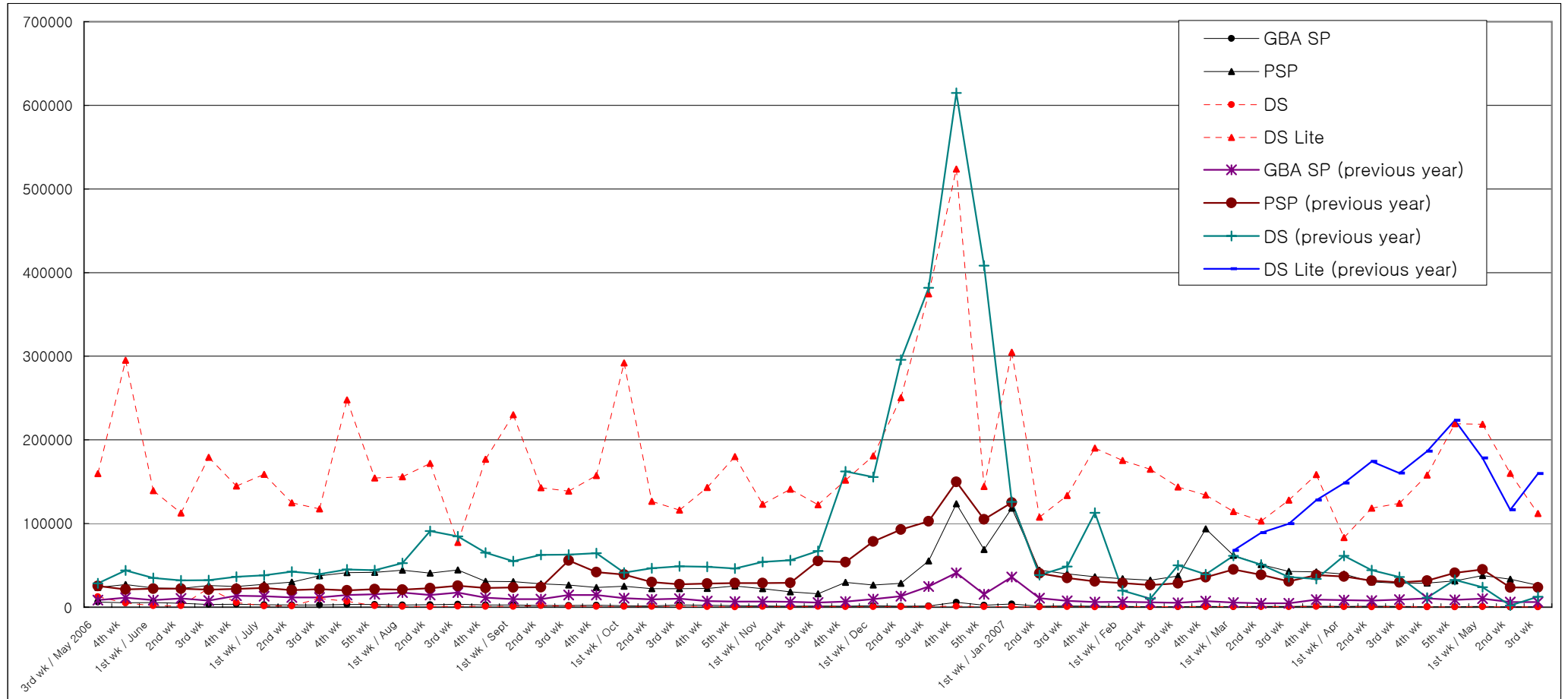
PS2 (previous year)	25,434	21,869	23,956	25,295	25,722	22,820	58,502	42,881	36,574	31,189	30,005	24,827	29,216	33,654	21,778	20,360
GC (previous year)	2,427	2,014	2,036	1,508	1,632	1,311	1,353	1,539	1,592	1,266	1,113	1,087	1,265	1,910	1,406	1,221
Xbox 360 (previous year)	2,022	1,463	1,212	1,082	1,020	1,035	1,181	1,550	2,636	1,752	1,780	2,852	2,742	2,021	1,496	1,415
PS3 (previous year)																
Wii (previous year)																



## Comparison of Weekly Sales of GBA SP, PSP, DS and DS Lite

Units Sold	1st wk / Feb	2nd wk	3rd wk	4th wk	1st wk / Mar	2nd wk	3rd wk	4th wk	1st wk / Apr	2nd wk	3rd wk	4th wk	5th wk	1st wk / May	2nd wk	3rd wk
GBA SP	919	708	667	789	711	753	1,003	1,118	909	1,033	739	524	544	764	398	515
PSP	34,005	32,142	37,202	93,523	61,858	50,970	42,762	42,226	39,422	30,308	28,476	28,717	31,368	37,745	33,438	26,044
DS	439	608	457	538	625	457	629	889	682	383	498	323	325	489	303	229
DS Lite	175,440	164,850	143,603	134,088	114,435	103,089	127,882	158,609	83,218	118,391	124,038	157,866	219,331	218,802	160,009	112,080

GBA SP (previous year)	6,539	5,869	5,191	7,334	5,652	4,622	4,725	8,922	8,394	7,817	8,926	10,589	8,581	10,308	6,125	6,054
PSP (previous year)	28,665	26,549	28,595	35,865	45,008	38,607	30,766	38,321	36,713	31,723	29,586	31,781	40,911	45,191	23,660	23,577
DS (previous year)	19,644	10,196	50,107	39,373	61,391	50,860	36,051	33,713	61,500	44,109	36,041	11,438	32,442	23,728	2,032	12,608
DS Lite (previous year)					67,653	88,958	99,740	127,911	148,295	174,102	160,340	186,334	223,296	178,156	116,259	159,791

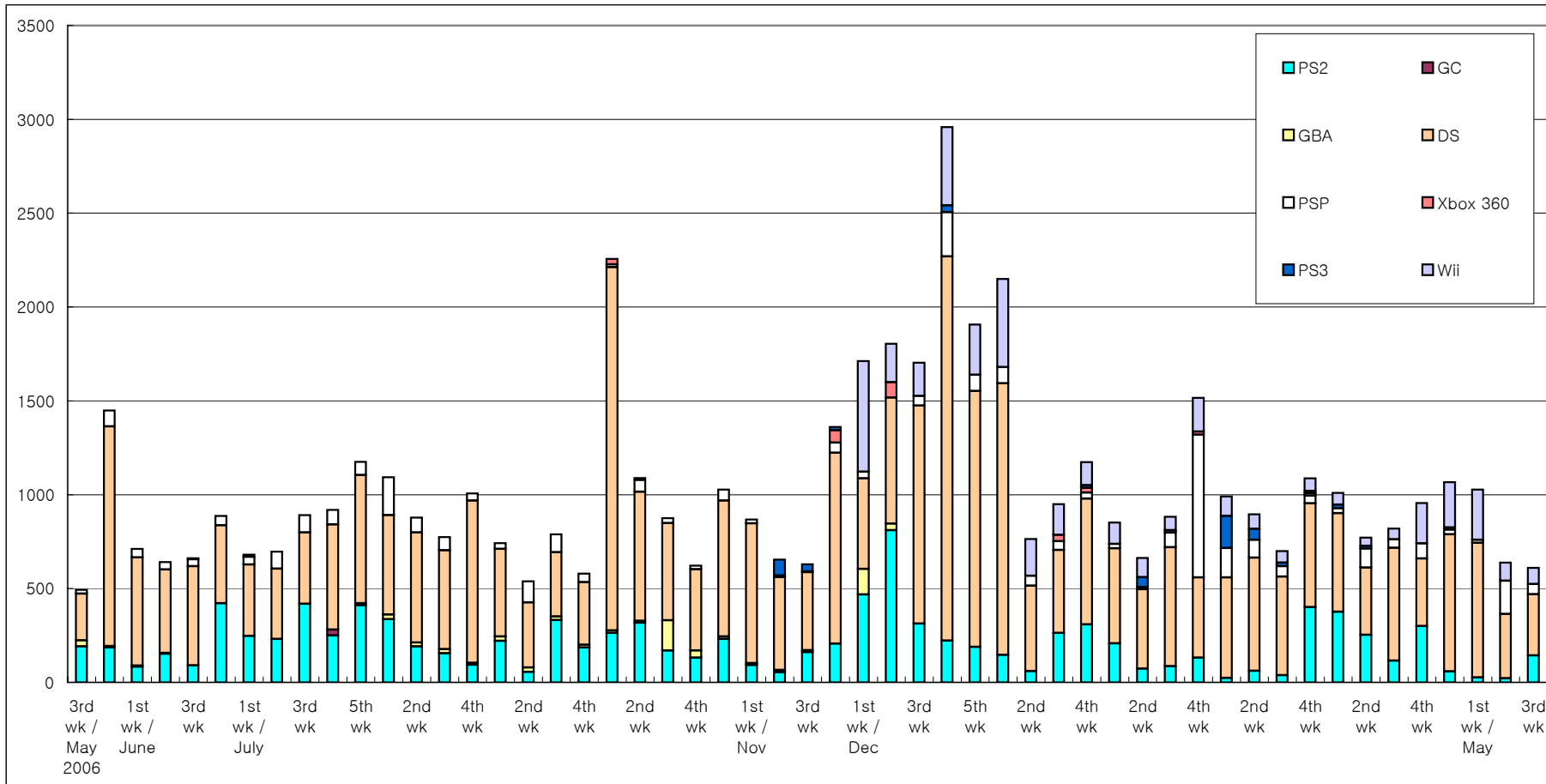


# Software Sales/Share for Each Platform

\*Only covering titles ranked in the TOP 30

Unit: K = 1000

	3/26-4/1		4/2-4/8		4/9-4/15		4/16-4/22		4/23-4/29		4/30-5/6		5/7-5/13		5/14-5/20		2007 to Date
	Copies Sold	Share	Copies Sold	Share	Copies Sold	Share	Copies Sold	Share	Copies Sold	Share	Copies Sold	Share	Copies Sold	Share	Copies Sold	Share	
PS2	375.6	37.2%	253.9	32.9%	115.8	14.1%	300.4	31.4%	58.3	5.5%	27.0	2.6%	22.7	3.6%	144.1	23.6%	3,100.9
GC	0.0	0.0%	0.0	0.0%	0.0	0.0%	0.0	0.0%	0.0	0.0%	0.0	0.0%	0.0	0.0%	0.0	0.0%	0.0
GBA	0.0	0.0%	0.0	0.0%	0.0	0.0%	0.0	0.0%	0.0	0.0%	0.0	0.0%	0.0	0.0%	0.0	0.0%	0.0
DS	525.5	52.0%	358.1	46.4%	601.0	73.4%	359.4	37.6%	730.2	68.4%	716.3	69.8%	342.3	53.7%	326.1	53.4%	11,179.7
PSP	27.0	2.7%	100.1	13.0%	45.4	5.5%	81.0	8.5%	24.5	2.3%	16.4	1.6%	176.6	27.7%	53.1	8.7%	1,964.5
Xbox 360	0.0	0.0%	0.0	0.0%	0.0	0.0%	0.0	0.0%	12.4	1.2%	0.0	0.0%	0.0	0.0%	0.0	0.0%	99.2
PS3	18.6	1.8%	15.1	2.0%	0.0	0.0%	0.0	0.0%	0.0	0.0%	0.0	0.0%	0.0	0.0%	0.0	0.0%	374.2
Wii	63.3	6.3%	44.4	5.8%	56.5	6.9%	215.3	22.5%	241.4	22.6%	267.1	26.0%	96.1	15.1%	87.6	14.3%	2,801.8
<b>Total</b>	<b>1,010.0</b>	<b>100.0%</b>	<b>771.5</b>	<b>100.0%</b>	<b>818.7</b>	<b>100.0%</b>	<b>956.2</b>	<b>100.0%</b>	<b>1,066.8</b>	<b>100.0%</b>	<b>1,026.9</b>	<b>100.0%</b>	<b>637.7</b>	<b>100.0%</b>	<b>610.8</b>	<b>100.0%</b>	





# Market Scale Transition

Unit: 100 million yen	1st wk / Feb	2nd wk	3rd wk	4th wk	1st wk / Mar	2nd wk	3rd wk	4th wk	1st wk / Apr	2nd wk	3rd wk	4th wk	5th wk	1st wk / May	2nd wk	3rd wk	2007 to Date
Hardware	65.8	63.0	58.4	74.4	72.4	54.2	55.7	65.5	42.4	45.1	48.7	52.6	68.1	71.7	50.7	42.0	1,291.4
Software	63.8	52.3	62.0	103.9	72.2	62.8	51.9	80.9	78.7	60.0	57.7	69.3	75.3	75.7	44.0	44.9	1,423.2
Total	129.6	115.3	120.4	178.3	144.6	117.0	107.6	146.4	121.0	105.1	106.4	121.9	143.4	147.4	94.7	86.9	2,714.6

Hardware (previous year)	15.9	13.1	19.2	19.7	34.9	34.6	40.5	43.2	48.6	47.6	43.7	45.7	55.7	49.3	28.8	36.6
Software (previous year)	52.7	38.9	58.5	81.2	74.9	43.9	184.2	78.6	76.2	51.6	39.3	60.5	87.3	60.0	36.7	33.4
Total (previous year)	68.6	52.0	77.7	100.9	109.9	78.6	224.6	121.8	124.9	99.2	83.0	106.2	143.0	109.3	65.6	70.0

